
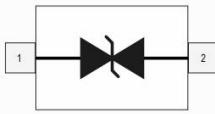




1-Line Bidirectional ESD Protection Diode

SOD523

Schematic & Pin configuration

Simplified outline	Graphic symbol
	

General description

The ESD5B5.0C is designed to protect voltage sensitive components from ESD and transient voltage events. Excellent clamping capability, low leakage, and fast response time , make these parts ideal for ESD protection on designs where board space is at a premium

Features and benefits

- Reverse stand-off voltage: 5V Max
- Low leakage current: nA Level
- Low Clamping Voltage: $V_C < 10\text{ V @ } I_{PP} = 30\text{A}$
- Response time is typically $< 1\text{ ns}$
- ESD Protection: 30kV(air)/ 30kV(contact) (IEC61000-4-2)
- RoHS compliant

Application information

- Cell Phone Handsets and Accessories
- Microprocessor based equipment
- Personal Digital Assistants (PDA's)
- Notebooks,Desktops,and Servers

Ordering information

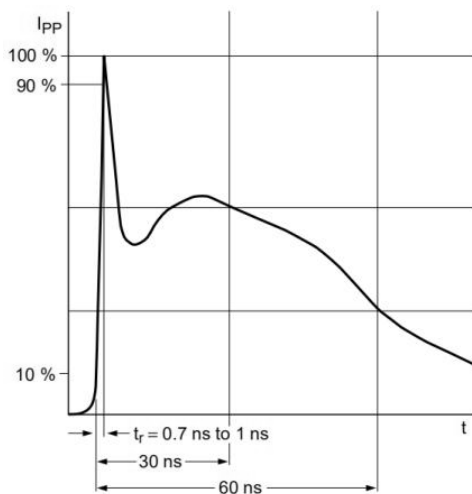
Device	Package	Marking	Packaging
ESD5B5.0C	SOD523	CC	3000/Tape & Reel

Maximum Ratings ($T_{OP} = 25\text{ }^{\circ}\text{C}$, unless otherwise specified)

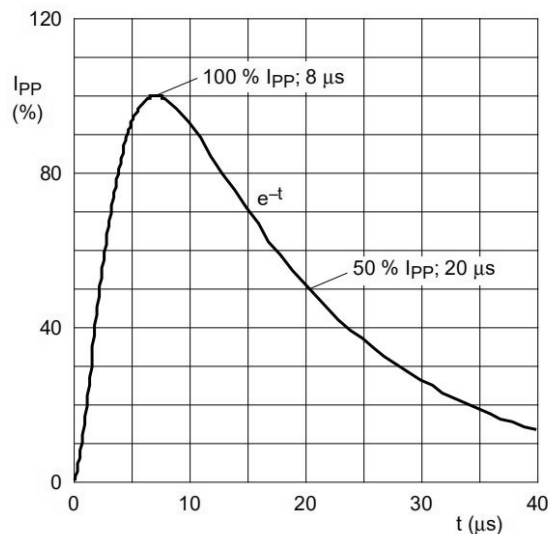
Parameter	Symbol	Value	Unit
Peak Pulse Power ($t_p = 8/20\text{ }\mu\text{s}$)	P_{PPM}	300	W
Peak Pulse Current ($t_p = 8/20\text{ }\mu\text{s}$)	I_{PPM}	30	A
Maximum lead temperature for soldering during 10s	T_L	260	$^{\circ}\text{C}$
Storage Temperature Range	T_{stg}	-55 to +150	$^{\circ}\text{C}$
Operating Temperature Range	T_{OP}	-40 to +125	$^{\circ}\text{C}$
Maximum junction temperature	T_j	150	$^{\circ}\text{C}$
ESD voltage IEC 61000-4-2 (air discharge)	V_{ESD}	30	kV
ESD voltage IEC 61000-4-2 (contact discharge)	V_{ESD}	30	kV

Electrical Characteristics ($T_{OP} = 25\text{ }^{\circ}\text{C}$, unless otherwise specified)

Parameter	Symbol	Min	Typ	Max	Unit	Condition
Reverse Working Voltage	V_{RWM}	--	--	5.0	V	
Breakdown Voltage	V_{BR}	5.6	--	--	V	$I_T=1\text{mA}$
Leakage Current I_{Leak}	I_R	--	--	100	nA	$V_{RWM}=5\text{V}$
Clamping Voltage	V_C	--	--	10.0	V	$I_{PP}=30\text{A}, t_p=8/20\mu\text{s}$
Junction Capacitance	C_j	--	65	80	pF	$V_R=0\text{V}, f=1\text{MHz}$



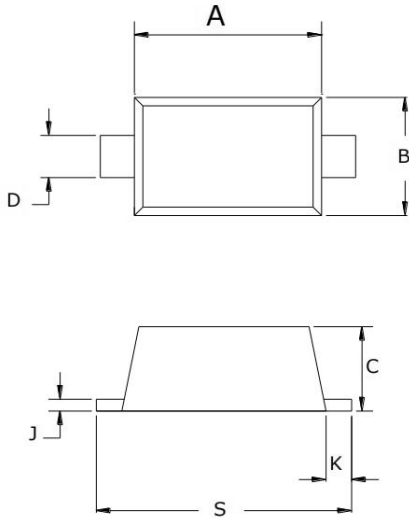
IEC61000-4-2 Waveform



IEC 61000-4-5 Waveform(8/20μs pulse)

Package Outline Dimensions

SOD523



SYMBOL	Dimensions In Millimet	
	MIN	MAX
A	1.10	1.30
B	0.70	0.90
C	0.50	0.70
D	0.25	0.35
J	0.07	0.20
K	0.15	0.25
S	1.50	1.70

Soldering Footprint (mm)

