

SURFACE MOUNT SCHOTTKY BARRIER RECTIFIER	Reverse Voltage - 20 to 100 Volts Forward Current -1.0 Ampere
DO-214AC/SMA	Features <ul style="list-style-type: none"> ➤ The plastic package carries Underwriters Laboratory Flammability Classification 94V-0 ➤ For surface mounted applications ➤ Built-in strain relief, ideal for automated placement ➤ Low reverse leakage ➤ High forward surge current capability ➤ High temperature soldering guaranteed 250°C/10 seconds at terminals
<p style="font-size: small;">Dimensions in inches and (millimeters)</p>	Mechanical Data Case : Molded plastic body Terminals : Solder plated, solderable per MIL-STD-750, Method 2026 Polarity : Polarity symbol marking on body Mounting Position : Any Weight : 0.0023 ounce, 0.07 grams

Maximum Ratings And Electrical Characteristics

Ratings at 25°C ambient temperature unless otherwise specified. Single phase half-wave 60Hz, resistive or inductive load, for capacitive load current derate by 20%.

Parameter	SYMBOLS	SS12	SS14	SS16	SS18	SS110	SS115	SS120	UNITS
Maximum repetitive peak reverse voltage	V _{RRM}	20	40	60	80	100	150	200	V
Maximum RMS voltage	V _{RMS}	14	28	42	56	70	105	140	V
Maximum DC blocking voltage	V _{DC}	20	40	60	80	100	150	200	V
Maximum average forward rectified current at T _L =100°C	I _(AV)	1.0							A
Peak forward surge current, 8.3ms single half sine-wave superimposed on rated load	I _{FSM}	30.0							A
Maximum instantaneous forward voltage at 1.0A	V _F	0.55	0.70	0.85		0.95		V	
Maximum DC reverse current T _A =25°C at rated DC blocking voltage T _A =125°C	I _R	0.5 50			0.05 10			mA	
Typical thermal resistance	R _{qJA}	65.0							°C/W
Operating junction temperature range	T _J	-55 to +125			-55 to +150			°C	
Storage temperature range	T _{STG}	-55 to +150							°C

Ratings And Characteristic Curves

FIG. 1- DERATING CURVE OUTPUT RECTIFIED CURRENT

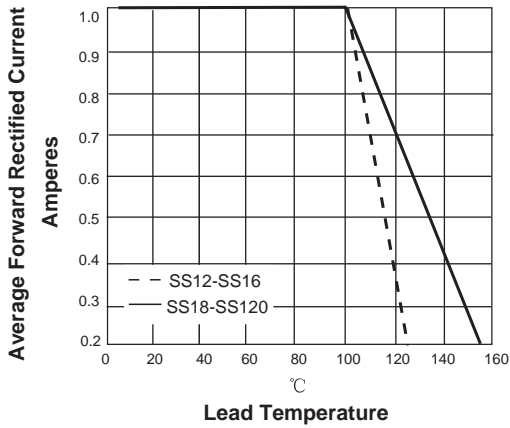


FIG. 2-MAXIMUM NON-REPETITIVE PEAK FORWARD SURGE CURRENT PER LEG

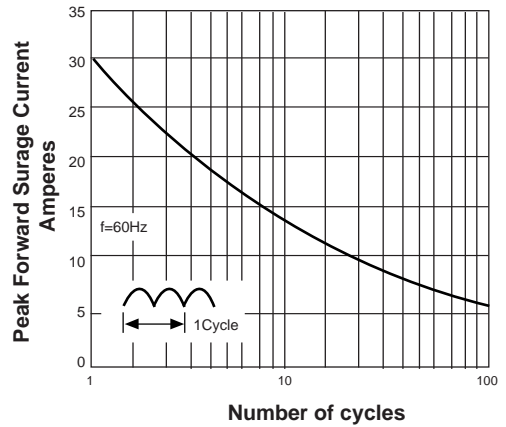


FIG. 3-TYPICAL FORWARD VOLTAGE CHARACTERISTICS

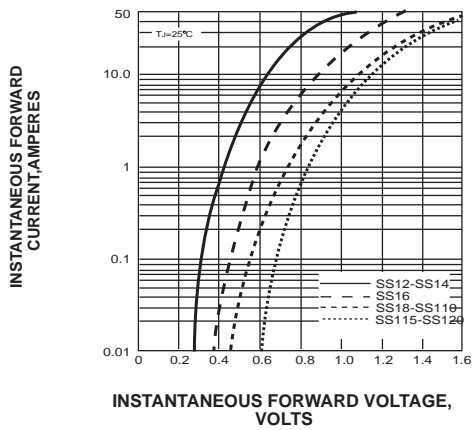


FIG. 4-TYPICAL REVERSE LEAKAGE CHARACTERISTICS

