

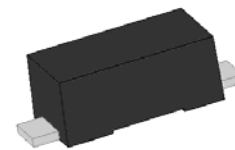


DESCRIPTION

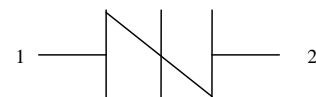
The sidac is a silicon bilateral voltage triggered switch with greater power-handling capabilities than standard diacs. Upon application of a voltage exceeding the sidac breakover voltage point, the sidac switches on through a negative resistance region to a low on-state voltage. Conduction continues until the current is interrupted or drops below the minimum holding current of the device.

APPLICATIONS

- ✧ High-voltage lamp ignitors
- ✧ Natural gas ignitors
- ✧ Gas oil ignitors
- ✧ High-voltage power supplies
- ✧ Xenon ignitors
- ✧ Overvoltage protector
- ✧ Pulse generators
- ✧ Fluorescent lighting ignitors HID lighting ignitors



SOD-123FL



Symbol

FEATURES

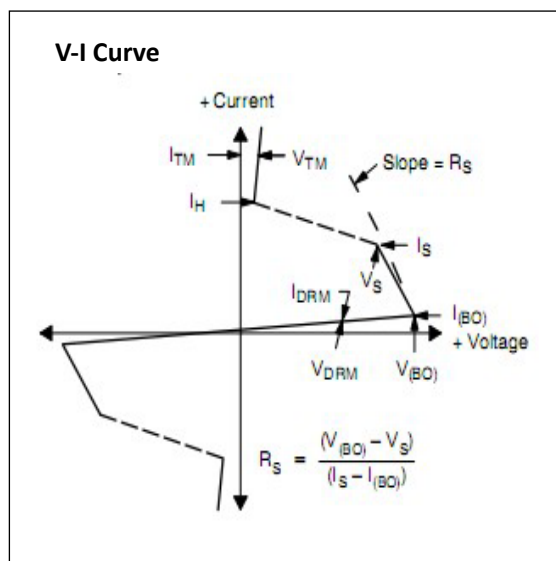
- ✧ Excellent capability of absorbing transient surge
- ✧ Quick response to surge voltage (ns Level)
- ✧ Glass-passivated junctions
- ✧ High voltage lcmp ignitors

ABSOLUTE MAXIMUM RATINGS (TA=25°C, RH=45%-75%, unless otherwise noted)

Parameter	Symbol	Value	Unit
Storage temperature range	T _{STG}	-40 to +125	°C
Operating junction temperature range	T _J	-40 to +125	°C
On-state RMS current	I _T	1.0	A
Maximum surge on-state current non-repetitive one cycle peak value (50Hz)	I _{TSM}	16.7	A
Critical rate-of-rise of on-state current	di _T /dt	80	A/μs

ELECTRICAL CHARACTERISTICS (T_A=25°C)

Symbol	Parameter
V _{DRM}	Peak off-state voltage
I _{DRM}	Off-state current
V _S	Switching voltage
I _S	Switching current
R _S	Switching resistance
V _T	On-state voltage
I _H	Holding current
V _{BO}	Breakover voltage
I _{BO}	Breakover current




ELECTRICAL CHARACTERISTICS (T_A=25°C, continued)

Part Number	I _{DRM} @V _{DRM}		V _{BO}		I _{BO}	V _T @I _T =1A	I _H	R _S	Marking
	μA	V	V		μA	V	mA	kΩ	
	max	min	min	max	max	max	min	min	
K0900SD1	1	70	80	97	50	2	10	0.1	K09S
K1050SD1	1	90	95	113	50	2	10	0.1	K10S
K1200SD1	1	100	110	125	50	2	10	0.1	K12S
K1300SD1	1	110	120	138	50	2	10	0.1	K13S
K1400SD1	1	120	130	146	50	2	10	0.1	K14S
K1500SD1	1	130	140	170	50	2	10	0.1	K15S
K1800SD1	1	160	170	195	50	2	10	0.1	K18S
K2000SD1	1	180	190	215	50	2	10	0.1	K20S
K2200SD1	1	190	205	230	50	2	10	0.1	K22S
K2400SD1	1	200	220	250	50	2	10	0.1	K24S
K2600SD1	1	220	240	270	50	2	10	0.1	K26S

ORDERING INFORMATION

K	220	0	SD1
Series code K:Sidac	Median voltage	0: Bi-direction 1: Uni-direction	Package type:SOD-123FL

MARKING



K09S: Device Marking Code

SOLDERING PARAMETERS

Reflow Condition		Pb-Free assembly (see FIG.2)
Pre Heat	-Temperature Min ($T_{s(min)}$)	+150°C
	-Temperature Max($T_{s(max)}$)	+200°C
	-Time (Min to Max) (ts)	60-180 secs.
Average ramp up rate (Liquidus Temp (T_L) to peak)		3°C/sec. Max
$T_{s(max)}$ to T_L - Ramp-up Rate		3°C/sec. Max
Reflow	-Temperature(T_L) (Liquidus)	+217°C
	-Temperature(t_L)	60-150 secs.
Peak Temp (T_p)		+260(+0/-5)°C
Time within 5°C of actual Peak Temp (t_p)		30 secs. Max
Ramp-down Rate		6°C/sec. Max
Time 25°C to Peak Temp (T_P)		8 min. Max
Do not exceed		+260°C

FIG.1: Maximum allowable ambient temperature versus on-state current

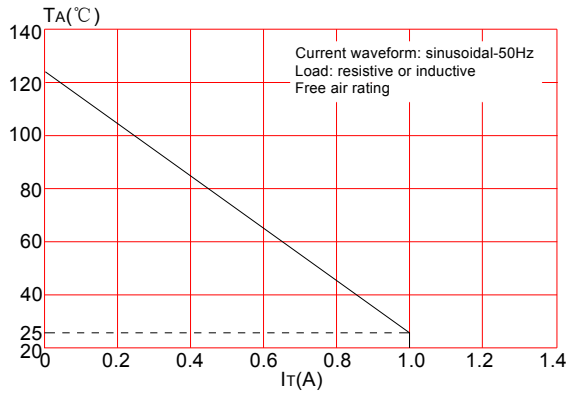


FIG.2: Reflow condition

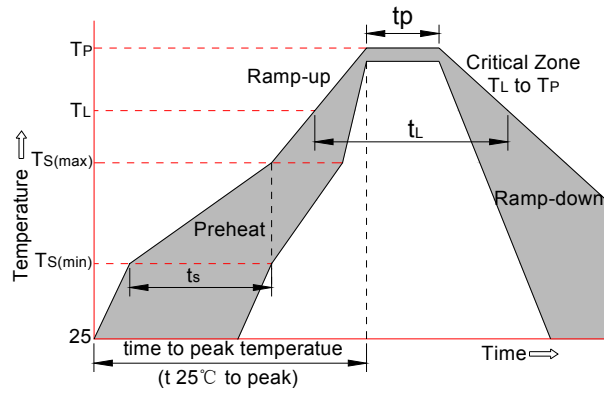


FIG.3: Normalized V_s change vs. junction temperature

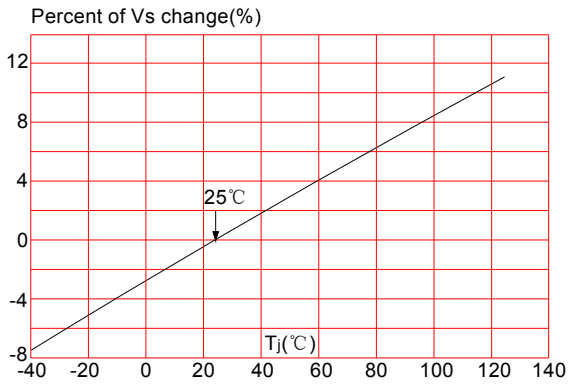
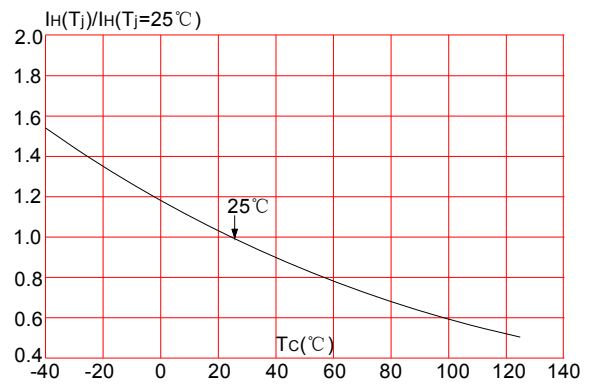
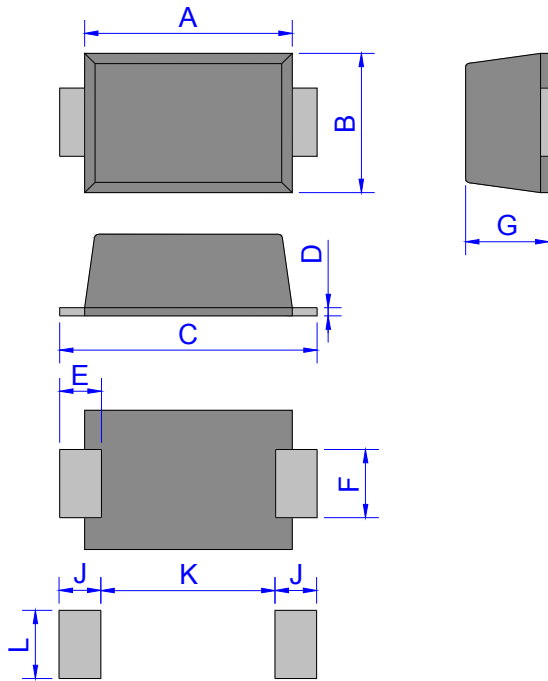


FIG.4: Normalized DC holding current vs. case temperature



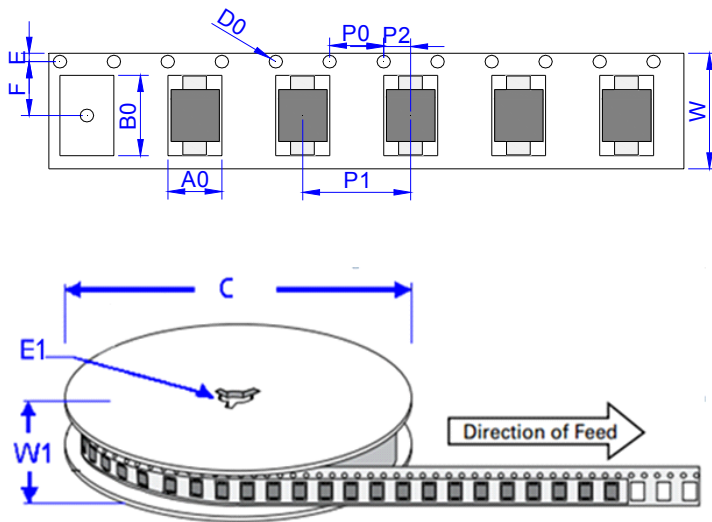
PACKAGE MECHANICAL DATA



SOD-123FL

Ref.	Dimensions			
	Millimeters		Inches	
	Min.	Max.	Min.	Max.
A	2.60	3.00	0.102	0.118
B	1.60	2.00	0.063	0.079
C	3.45	3.95	0.136	0.156
D	0.10	0.25	0.004	0.01
E	0.3	0.9	0.012	0.035
F	0.80	1.20	0.031	0.047
G	0.70	1.00	0.028	0.039
J	1.30		0.051	
K		1.70		0.067
L	1.30		0.051	


TAPE AND REEL SPECIFICATION-SOD-123FL



Ref.	Dimensions	
	Millimeters	Inches
A0	1.95 ± 0.3	0.077 ± 0.012
B0	3.95 ± 0.3	0.156 ± 0.012
C	178	7.0
D0	1.55 ± 0.1	0.061 ± 0.004
E	1.75 ± 0.2	0.069 ± 0.008
E1	13.3 ± 0.3	0.524 ± 0.012
F	3.50 ± 0.2	0.138 ± 0.008
P0	4.00 ± 0.2	0.157 ± 0.008
P1	4.00 ± 0.2	0.157 ± 0.008
P2	2.00 ± 0.2	0.079 ± 0.008
W	8.0 ± 0.2	0.315 ± 0.008
W1	11.5 ± 1.0	0.453 ± 0.039

PART No.	UNIT WEIGHT (g/PCS) typ.	REEL (PCS)	PER CARTON (PCS)	DESCRIPTION
KxxxxSD1	0.0144	3000	150,000	7 inch reel pack

Information furnished in this document is believed to be accurate and reliable. However, Jiangsu JieJie Microelectronics Co.,Ltd assumes no responsibility for the consequences of use without consideration for such information nor use beyond it. Information mentioned in this document is subject to change without notice, apart from that when an agreement is signed, Jiangsu JieJie complies with the agreement. Products and information provided in this document have no infringement of patents. Jiangsu JieJie assumes no responsibility for any infringement of other rights of third parties which may result from the use of such products and information. This document is the 2.2nd version which is made in 26-Aug.-2021. This document supersedes and replaces all information previously supplied.

 is a registered trademark of Jiangsu JieJie Microelectronics Co.,Ltd.
Copyright ©2021 Jiangsu JieJie Microelectronics Co.,Ltd. Printed All rights reserved.