




CDB0130KRM

100mA 30V




FEATURES

- Low IR
- Thin & leadless package

MECHANICAL CHARACTERISTICS

- Case: DFN0603(0201) mold package
- Terminal: Sn/Au plated, solderable per MIL-STD-750, method 2026
- Marking: cathode band & B
- Weight: 0.0005 gram(approx.)



Maximum Rating And Electrical Characteristics (at Ta=25°C unless otherwise noted)

Parameter	Condition	Symbol	Min	Typ	Max	Unit
Repetitive peak reverse voltage		VRRM			30	V
Reverse voltage		VR			30	V
Average forward current		Io			100	mA
Forward current surge peak	8.3 ms single half sine-wave superimposed on rate load (JEDEC method)	IFSM			0.5	A
Storage/Operation temperature		T _{Sgt}	-40		150	°C
Junction temperature		T _J			125	°C
Forward voltage	IF=10mA	VF			0.46	V
Reverse current	VR=10V	IR			0.3	uA



Typical Characteristics

Fig. 1 - Forward characteristics

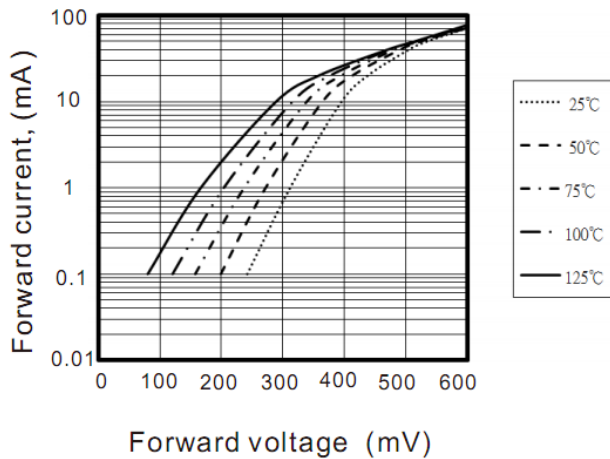
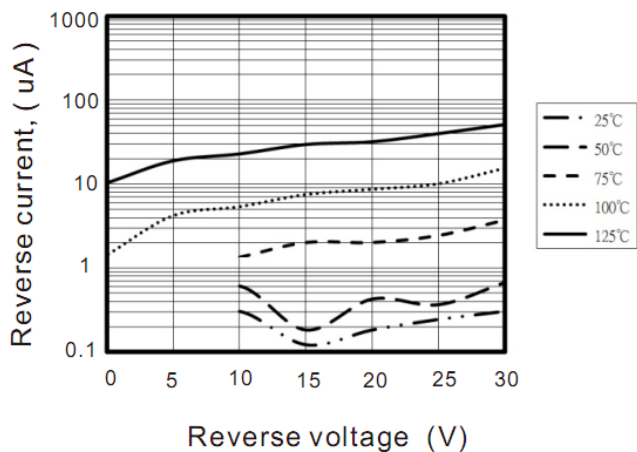
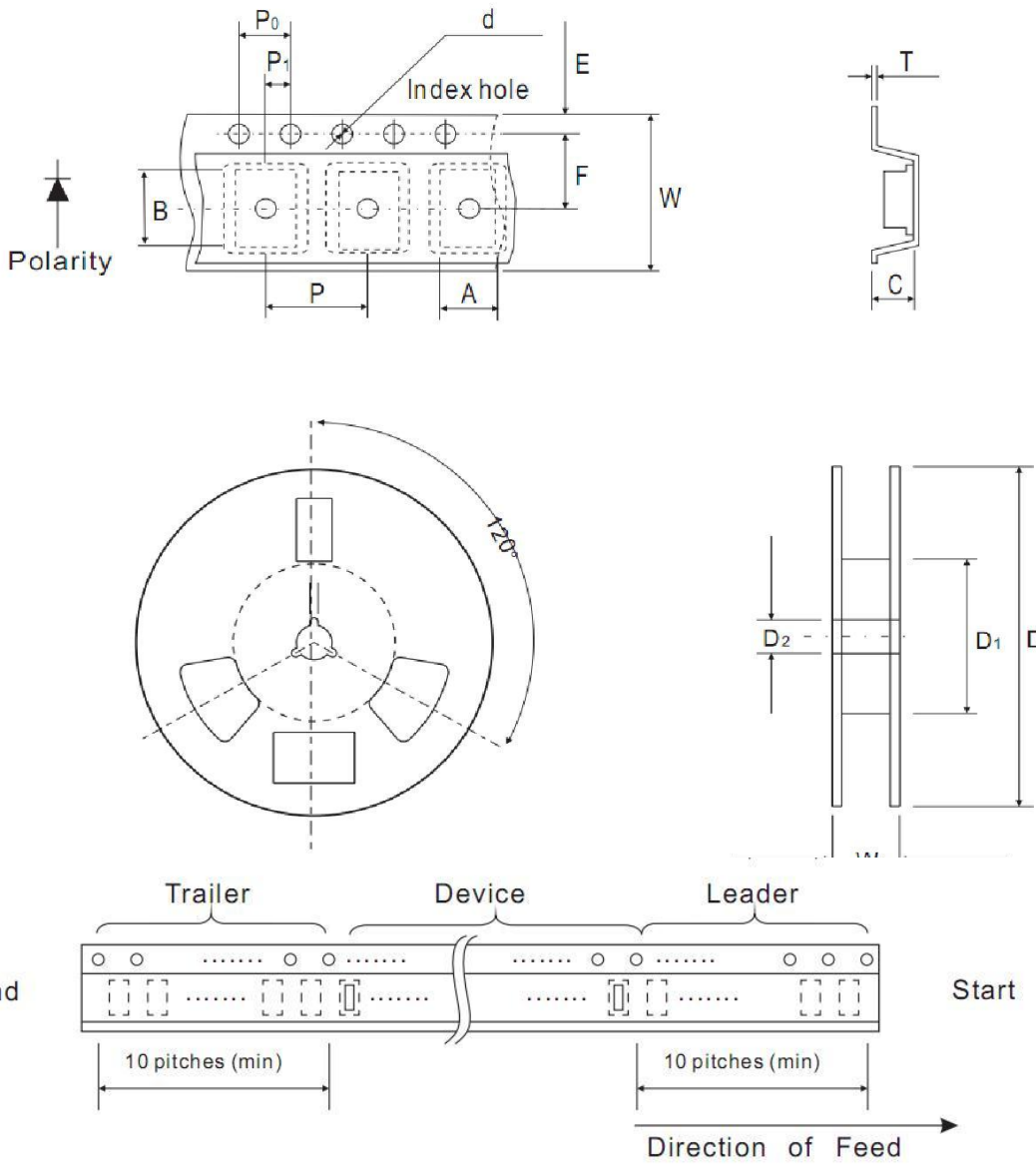


Fig. 2 - Reverse characteristics





Packing Specification



Tape & Reel Dimensions

Package	Unit	A	B	C	d	D	D1	D2
DFN0603	mm	0.37±0.03	0.67±0.03	0.32±0.03	1.50±0.10	178±1	60MIN	13.0±0.20
	inch	0.015±0.001	0.026±0.001	0.013±0.001	0.060±0.004	7.008±0.04	2.362MIN	0.512±0.008

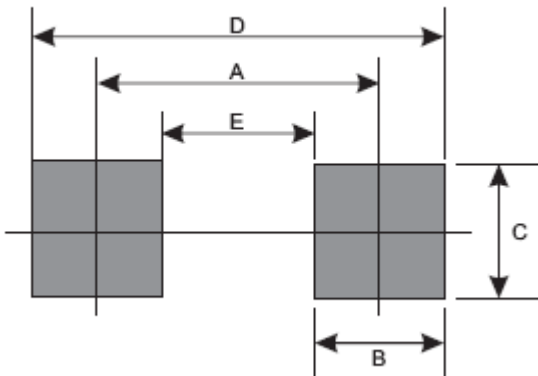
package	Unit	E	F	P	P0	P1	T	W	W1
DFN0603	mm	1.75±0.10	3.5±0.10	2.0±0.03	4.0±0.10	2.0±0.10	0.18±0.05	8.0±0.10	13.5MAX
	inch	0.069±0.004	0.138±0.004	0.079±0.001	0.157±0.004	0.079±0.004	0.007±0.002	0.315±0.004	0.531MAX



Standard Package

Package	Reel Size	Qty/Reel
DFN0603	7"	10,000 pcs

RECOMMENDED SOLDERING FOOTPRINT




Reflow Soldering

Product Size	Dimension/ mm				
	A	B	C	D	E
DFN0603	0.400	0.220	0.360	0.620	0.200
	0.016"	0.009"	0.014"	0.024"	0.008"

Marking Code

Part Number	Marking Code
CDB0130KRM	B



DISCLAIMERS

These products are not designed for use in applications where any failure or malfunction may result in personal injury, death or severe property or environmental damage such as medical, military, aircraft, space or life support equipments.