



# 1SMA4728~1SMA4757

## SURFACE MOUNT SILICON ZENERDIODE

**VOLTAGE** 3.3 to 51 Volt    **POWER** 1 Watt

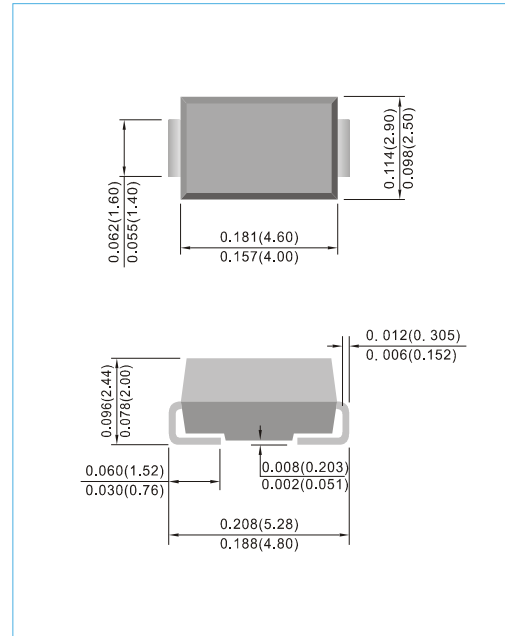
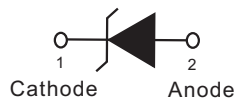
**SMA / DO-214AC**    Unit : inch(mm)

### FEATURES

- For surface mounted applications in order to optimize board space
- Low inductance
- Plastic package has Underwriters Laboratory Flammability Classification 94V-O
- High temperature soldering : 260°C /10 seconds at terminals
- Lead free in compliance with EU RoHS 2.0
- Green molding compound as per IEC 61249 standard

### MECHANICAL DATA

- Case: JEDEC DO-214AC, Molded plastic over passivated junction.
- Terminals: Solder plated, solderable per MIL-STD-750, Method 2026
- Polarity: Color band denotes cathode end
- Standard Packaging: 12mm tape (EIA-481)
- Weight: 0.0023 ounces, 0.0679 grams



## MAXIMUM RATINGS AND ELECTRICAL CHARACTERISTICS

Ratings at 25°C ambient temperature unless otherwise specified.

| Parameter  | Symbol         | Value        | Units |
|--|----------------|--------------|-------|
| Peak Pulse Power Dissipation on $T_A=50^{\circ}\text{C}$ (Notes A)<br>Derate above 50 °C | $P_D$          | 1.0          | Watts |
| Peak Forward Surge Current 8.3ms single half sine-wave superimposed on rated load        | $I_{FSM}$      | 10           | Amps  |
| Operating Junction and Storage Temperature Range   | $T_J, T_{STG}$ | -55 to + 150 | °C    |

### NOTES:

- Mounted on 5mm<sup>2</sup> (0.013mm thick) land areas.
- Measured on 8.3ms, and single half sine-wave or equivalent square wave, duty cycle=4 pulses per minute maximum.
- Tolerance and Type Number Designation. The type numbers listed have a standard tolerance on the nominal zener voltage of ± 5%.



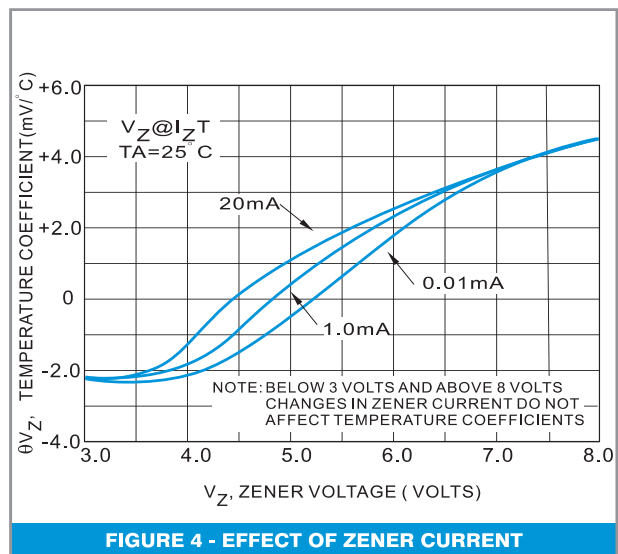
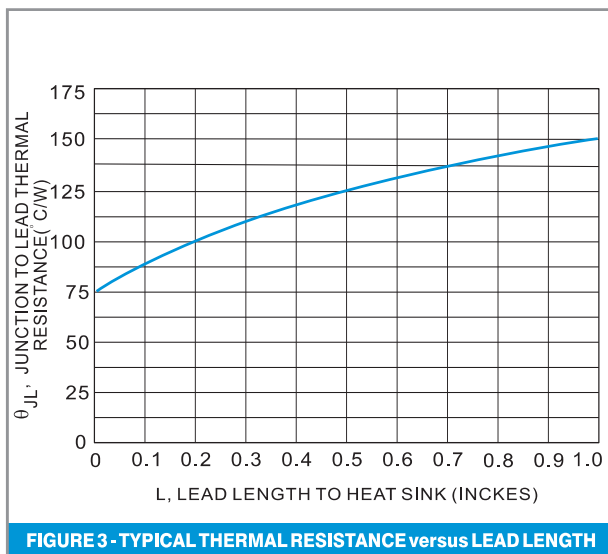
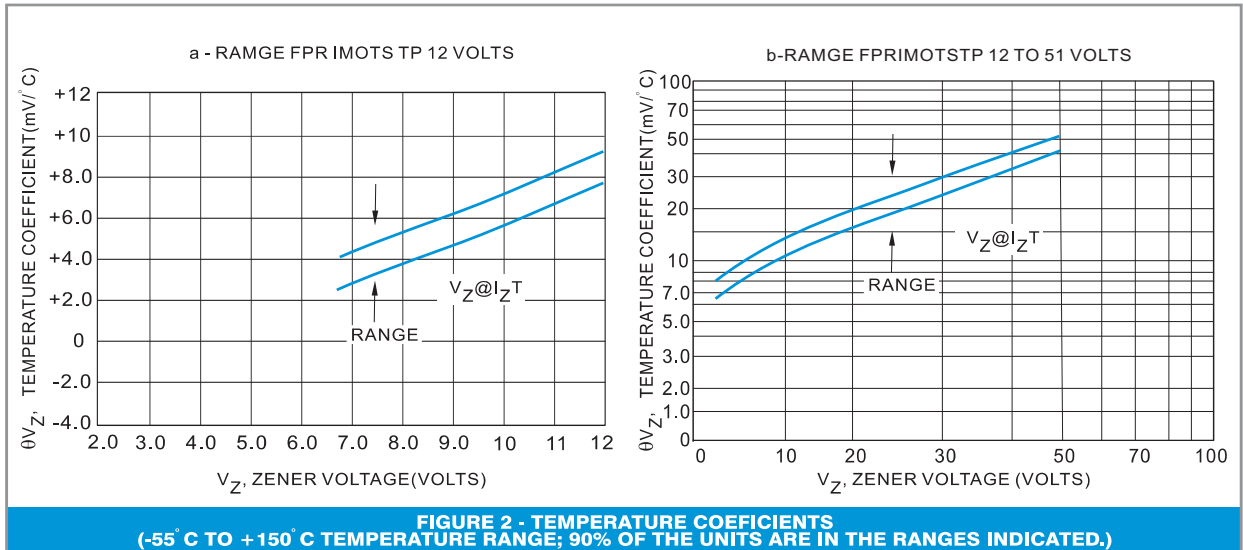
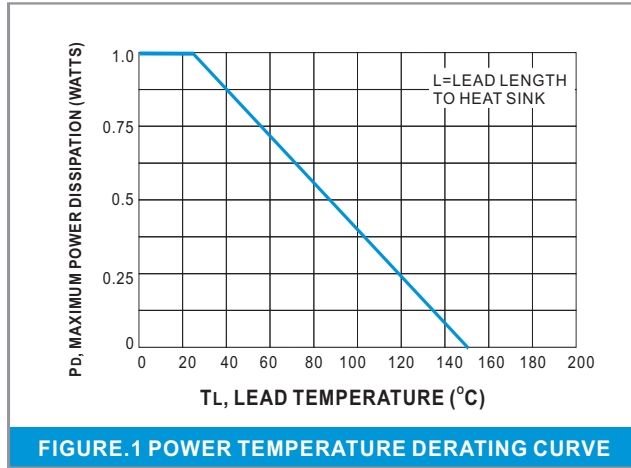
## 1SMA4728~1SMA4757

| Part Number | Nominal Zener Voltage            |        |        | Maximum Zener Impedance           |      |                                   |      | Max Reverse Leakage Current     |      | Marking Code |
|-------------|----------------------------------|--------|--------|-----------------------------------|------|-----------------------------------|------|---------------------------------|------|--------------|
|             | V <sub>Z</sub> @ I <sub>ZT</sub> |        |        | Z <sub>ZT</sub> @ I <sub>ZT</sub> |      | Z <sub>ZK</sub> @ I <sub>ZK</sub> |      | I <sub>R</sub> @ V <sub>R</sub> |      |              |
|             | Nom. V                           | Min. V | Max. V | Ω                                 | mA   | Ω                                 | mA   | μA Max.                         | V    |              |
| 1SMA4728    | 3.3                              | 3.1    | 3.5    | 10                                | 76   | 400                               | 1    | 100                             | 1    | 728B         |
| 1SMA4730    | 3.9                              | 3.7    | 4.1    | 9                                 | 64   | 400                               | 1    | 50                              | 1    | 730B         |
| 1SMA4731    | 4.3                              | 4.1    | 4.5    | 9                                 | 58   | 400                               | 1    | 10                              | 1    | 731B         |
| 1SMA4732    | 4.7                              | 4.5    | 4.9    | 8                                 | 53   | 500                               | 1    | 10                              | 1    | 732B         |
| 1SMA4733    | 5.1                              | 4.8    | 5.4    | 7                                 | 49   | 550                               | 1    | 10                              | 1    | 733B         |
| 1SMA4734    | 5.6                              | 5.3    | 5.9    | 5                                 | 45   | 600                               | 1    | 10                              | 2    | 734B         |
| 1SMA4735    | 6.2                              | 5.9    | 6.5    | 2                                 | 41   | 700                               | 1    | 10                              | 3    | 735B         |
| 1SMA4736    | 6.8                              | 6.46   | 7.14   | 3.5                               | 37   | 700                               | 1    | 5                               | 4    | 736B         |
| 1SMA4737    | 7.5                              | 7.13   | 7.88   | 4                                 | 34   | 700                               | 0.5  | 5                               | 5    | 737B         |
| 1SMA4738    | 8.2                              | 7.79   | 8.61   | 4.5                               | 31   | 700                               | 0.5  | 5                               | 6    | 738B         |
| 1SMA4739    | 9.1                              | 8.65   | 9.56   | 5                                 | 28   | 700                               | 0.5  | 0.5                             | 7    | 739B         |
| 1SMA4740    | 10                               | 9.5    | 10.5   | 7                                 | 25   | 700                               | 0.25 | 0.5                             | 7.6  | 740B         |
| 1SMA4741    | 11                               | 10.45  | 11.55  | 8                                 | 23   | 700                               | 0.25 | 0.1                             | 8.4  | 741B         |
| 1SMA4742    | 12                               | 11.4   | 12.6   | 9                                 | 21   | 700                               | 0.25 | 0.1                             | 9.1  | 742B         |
| 1SMA4743    | 13                               | 12.35  | 13.65  | 10                                | 19   | 700                               | 0.25 | 0.1                             | 9.9  | 743B         |
| 1SMA4744    | 15                               | 14.25  | 15.75  | 14                                | 17   | 700                               | 0.25 | 0.1                             | 11.4 | 744B         |
| 1SMA4745    | 16                               | 15.2   | 16.8   | 16                                | 15.5 | 700                               | 0.25 | 0.1                             | 12.2 | 745B         |
| 1SMA4746    | 18                               | 17.1   | 18.9   | 20                                | 14   | 750                               | 0.25 | 0.1                             | 13.7 | 746B         |
| 1SMA4747    | 20                               | 19     | 21     | 22                                | 12.5 | 750                               | 0.25 | 0.1                             | 15.2 | 747B         |
| 1SMA4748    | 22                               | 20.9   | 23.1   | 23                                | 11.5 | 750                               | 0.25 | 0.1                             | 16.7 | 748B         |
| 1SMA4749    | 24                               | 22.8   | 25.2   | 25                                | 10.5 | 750                               | 0.25 | 0.1                             | 18.2 | 749B         |
| 1SMA4750    | 27                               | 25.65  | 28.35  | 35                                | 9.5  | 750                               | 0.25 | 0.1                             | 20.6 | 750B         |
| 1SMA4751    | 30                               | 28.5   | 31.5   | 40                                | 8.5  | 1000                              | 0.25 | 0.1                             | 22.8 | 751B         |
| 1SMA4752    | 33                               | 31.35  | 34.65  | 45                                | 7.5  | 1000                              | 0.25 | 0.1                             | 25.1 | 752B         |
| 1SMA4753    | 36                               | 34.2   | 37.8   | 50                                | 7    | 1000                              | 0.25 | 0.1                             | 27.4 | 753B         |
| 1SMA4754    | 39                               | 37.05  | 40.95  | 60                                | 6.5  | 1000                              | 0.25 | 0.1                             | 29.7 | 754B         |
| 1SMA4755    | 43                               | 40.85  | 45.15  | 70                                | 6    | 1500                              | 0.25 | 0.1                             | 32.7 | 755B         |
| 1SMA4756    | 47                               | 44.65  | 49.35  | 80                                | 5.5  | 1500                              | 0.25 | 0.1                             | 35.8 | 756B         |
| 1SMA4757    | 51                               | 48.45  | 53.55  | 95                                | 5    | 1500                              | 0.25 | 0.1                             | 38.8 | 757B         |



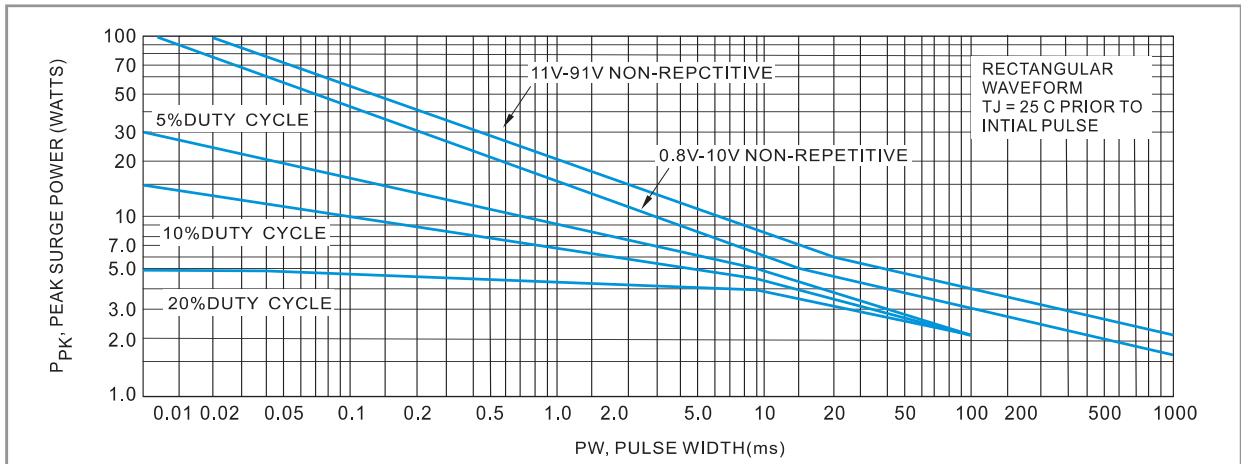
# 1SMA4728~1SMA4757

## RATING AND CHARACTERISTICS CURVES



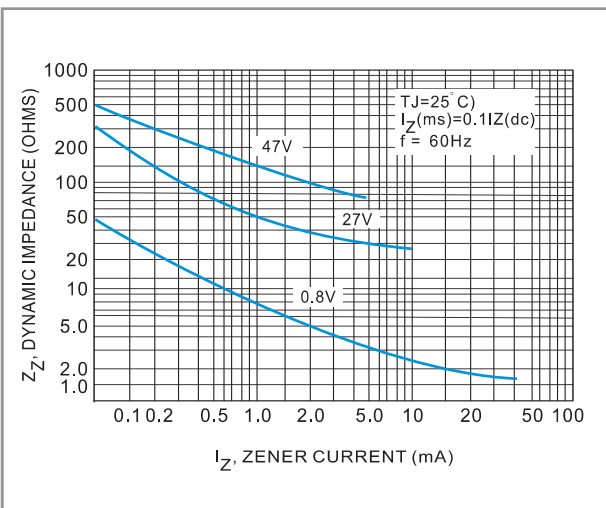


# 1SMA4728~1SMA4757

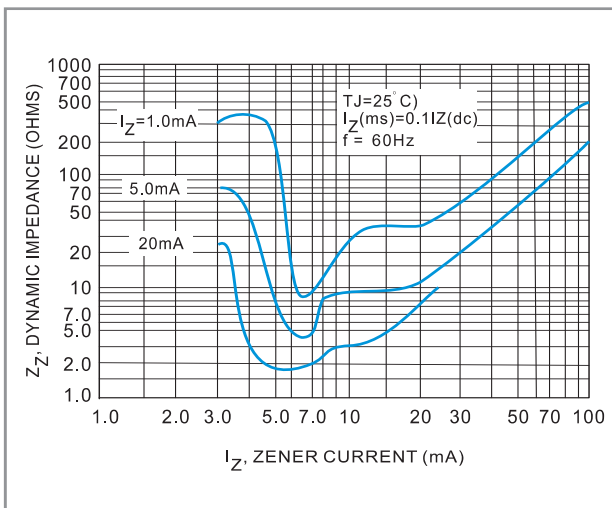


This graph represents 90 percentile data points.  
FOR worst-case design characteristics, multiply surge power by 2/3

**FIGURE 5 - MAXIMUM SURGE POWER**



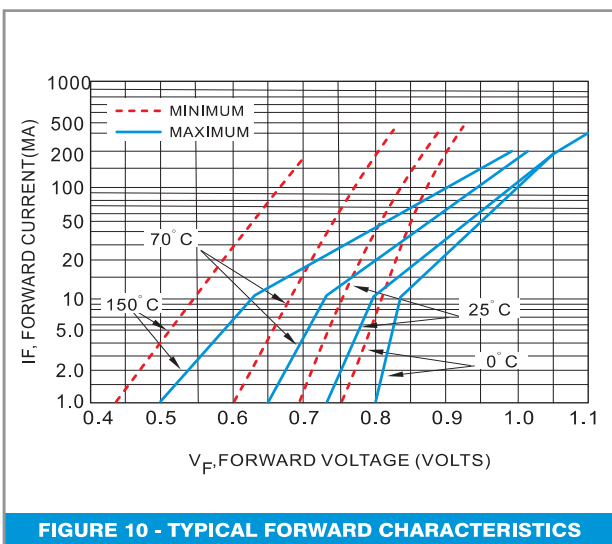
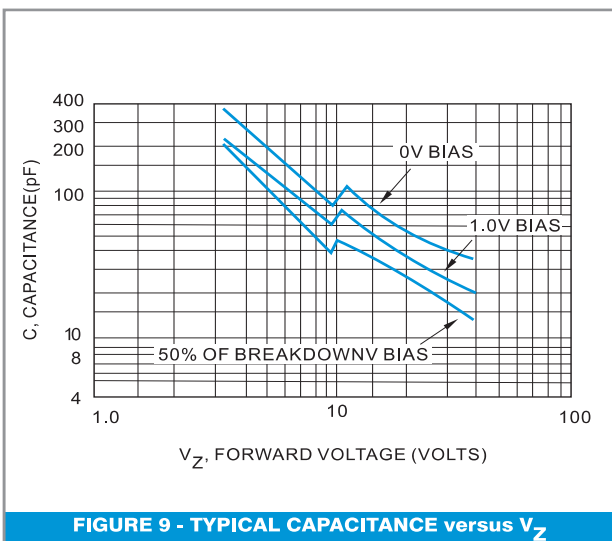
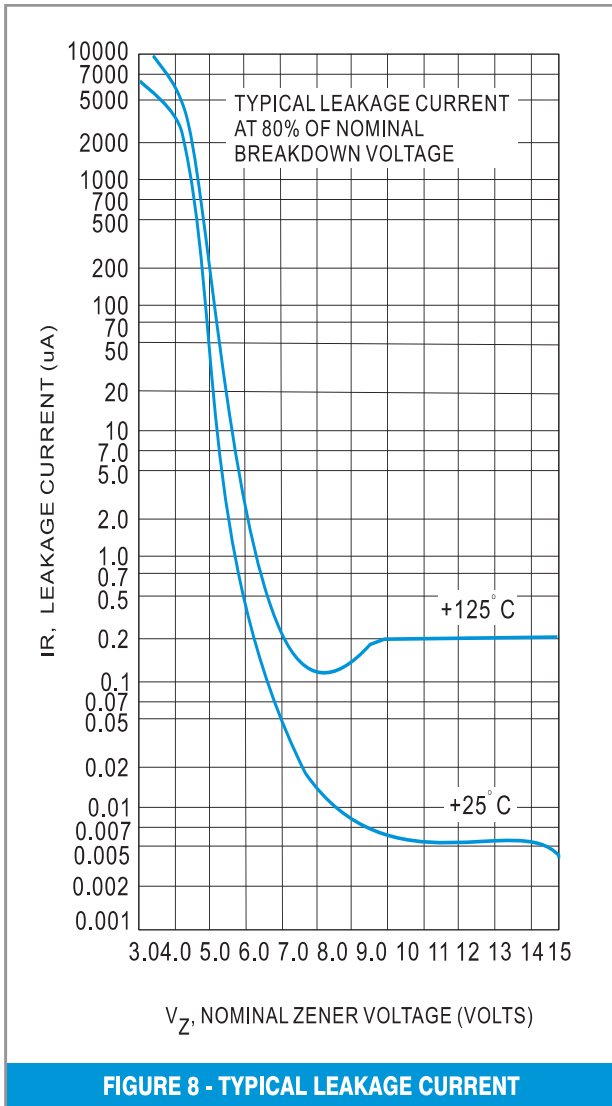
**FIGURE 6 - EFFECT OF ZENER CURRENT ON ZENER IMPEDANCE**



**FIGURE 7 - EFFECT OF ZENER VOLTAGE ON ZENER IMPEDANCE**



# 1SMA4728~1SMA4757



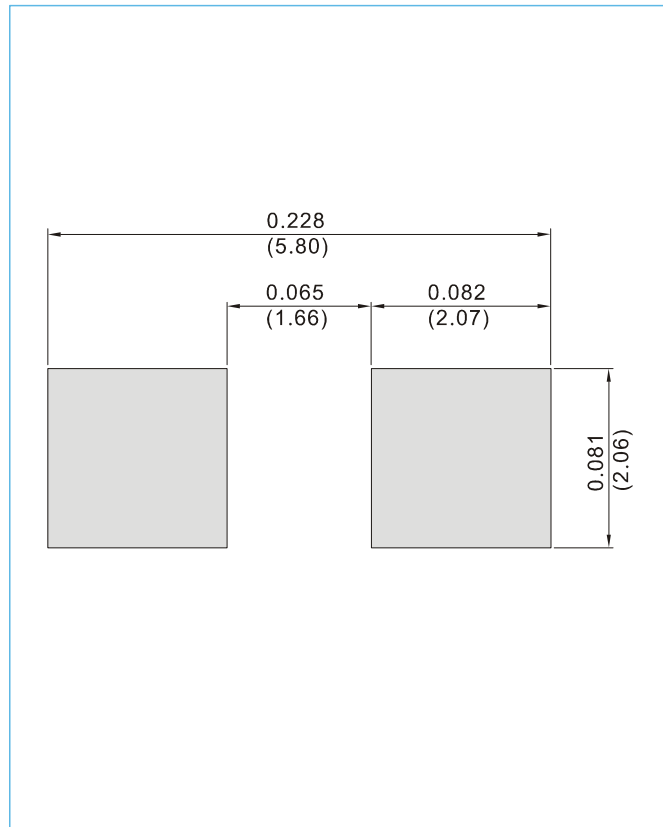


# 1SMA4728~1SMA4757

## MOUNTING PAD LAYOUT

SMA / DO-214AC

Unit : inch(mm)



## ORDER INFORMATION

- Packing information  
T/R - 7.5K per 13" plastic Reel  
T/R - 1.8K per 7" plastic Reel



## 1SMA4728~1SMA4757

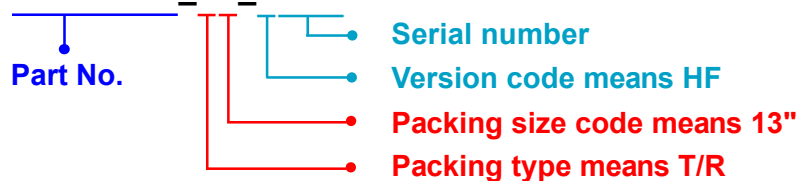
### Part No\_packing code\_Version

1SMA4728\_R1\_00001

1SMA4728\_R2\_00001

For example :

**RB500V-40\_R2\_00001**



| Packing Code <b>XX</b>               |                      |                                  |                      | Version Code <b>XXXXX</b> |                      |                                       |
|--------------------------------------|----------------------|----------------------------------|----------------------|---------------------------|----------------------|---------------------------------------|
| Packing type                         | 1 <sup>st</sup> Code | Packing size code                | 2 <sup>nd</sup> Code | HF or RoHS                | 1 <sup>st</sup> Code | 2 <sup>nd</sup> ~5 <sup>th</sup> Code |
| Tape and Ammunition Box (T/B)        | <b>A</b>             | N/A                              | <b>0</b>             | <b>HF</b>                 | <b>0</b>             | serial number                         |
| Tape and Reel (T/R)                  | <b>R</b>             | 7"                               | <b>1</b>             | <b>RoHS</b>               | <b>1</b>             | serial number                         |
| Bulk Packing (B/P)                   | <b>B</b>             | 13"                              | <b>2</b>             |                           |                      |                                       |
| Tube Packing (T/P)                   | <b>T</b>             | 26mm                             | <b>X</b>             |                           |                      |                                       |
| Tape and Reel (Right Oriented) (TRR) | <b>S</b>             | 52mm                             | <b>Y</b>             |                           |                      |                                       |
| Tape and Reel (Left Oriented) (TRL)  | <b>L</b>             | PANASERT T/B CATHODE UP (PBCU)   | <b>U</b>             |                           |                      |                                       |
| FORMING                              | <b>F</b>             | PANASERT T/B CATHODE DOWN (PBCD) | <b>D</b>             |                           |                      |                                       |



## 1SMA4728~1SMA4757

---

### Disclaimer

- Reproducing and modifying information of the document is prohibited without permission from Panjit International Inc..
- Panjit International Inc. reserves the rights to make changes of the content herein the document anytime without notification. Please refer to our website for the latest document.
- Panjit International Inc. disclaims any and all liability arising out of the application or use of any product including damages incidentally and consequentially occurred.
- Panjit International Inc. does not assume any and all implied warranties, including warranties of fitness for particular purpose, non-infringement and merchantability.
- Applications shown on the herein document are examples of standard use and operation. Customers are responsible in comprehending the suitable use in particular applications. Panjit International Inc. makes no representation or warranty that such applications will be suitable for the specified use without further testing or modification.
- The products shown herein are not designed and authorized for equipments requiring high level of reliability or relating to human life and for any applications concerning life-saving or life-sustaining, such as medical instruments, transportation equipment, aerospace machinery et cetera. Customers using or selling these products for use in such applications do so at their own risk and agree to fully indemnify Panjit International Inc. for any damages resulting from such improper use or sale.
- Since Panjit uses lot number as the tracking base, please provide the lot number for tracking when complaining.