

General purpose (dual transistors)

IMX8

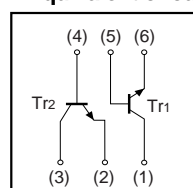
●Features

- 1) Two 2SC3906K chips in an SMT package.
- 2) High breakdown voltage.

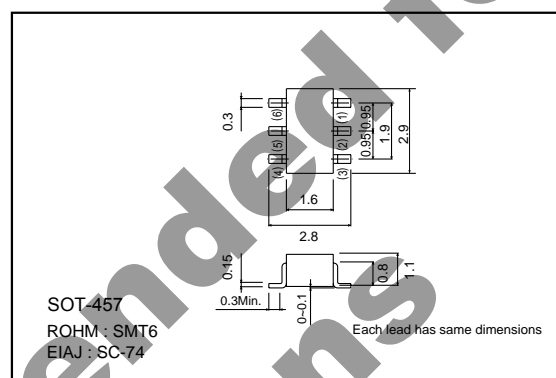
●Package, marking, and packaging specifications

Part No.	IMX8
Package	SMT6
Marking	X8
Code	T108
Basic ordering unit (pieces)	3000

●Equivalent circuit



●External dimensions (Unit : mm)



●Absolute maximum ratings (Ta=25°C)

Parameter	Symbol	Limits	Unit
Collector-base voltage	V_{CB0}	120	V
Collector-emitter voltage	V_{CEO}	120	V
Emitter-base voltage	V_{EBO}	5	V
Collector current	I_C	50	mA
Power dissipation	P_C	300(TOTAL)	mW *
Junction temperature	T_J	150	°C
Storage temperature	T_{stg}	-55 to +150	°C

* 200mW per element must not be exceeded.

●Electrical characteristics (Ta=25°C)

Parameter	Symbol	Min.	Typ.	Max.	Unit	Conditions
Collector-base breakdown voltage	BV_{CB0}	120	-	-	V	$I_C=50\mu A$
Collector-emitter breakdown voltage	BV_{CEO}	120	-	-	V	$I_C=1mA$
Emitter-base breakdown voltage	BV_{EBO}	5	-	-	V	$I_E=50\mu A$
Collector cutoff current	I_{CBO}	-	-	0.5	μA	$V_{CB}=100V$
Emitter cutoff current	I_{EBO}	-	-	0.5	μA	$V_{EB}=4V$
DC current transfer ratio	h_{FE}	180	-	820	-	$V_{CE}=6V, I_C=2mA$
Transition frequency	f_T	-	140	-	MHz	$V_{CE}=12V, I_E=-2mA, f=100MHz$ *
Collector-emitter saturation voltage	$V_{CE(sat)}$	-	-	0.5	V	$I_C/I_B=10mA/1mA$

*Transition frequency of the device

Transistors

●Electrical characteristics

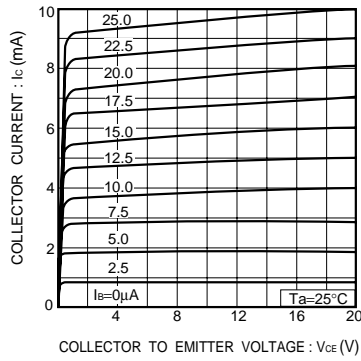


Fig.1 Ground emitter output characteristics

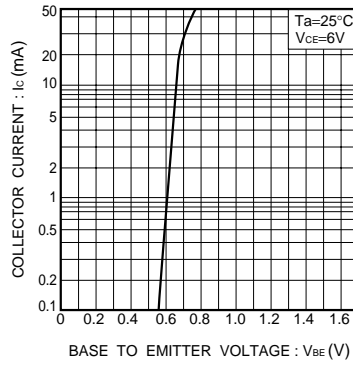


Fig.2 Ground emitter propagation characteristics

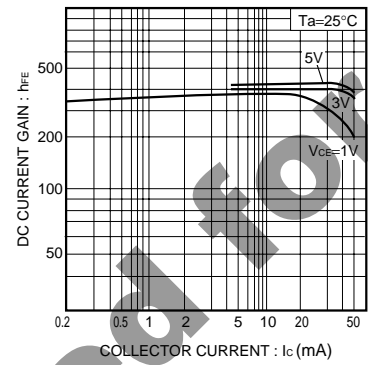


Fig.3 DC current gain vs. collector current

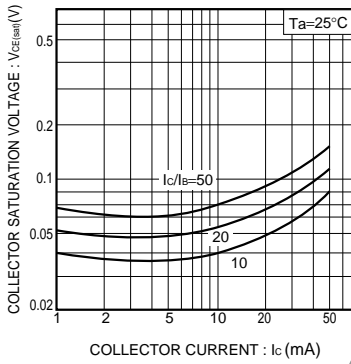


Fig.4 Collector-emitter saturation voltage vs. collector current (I)

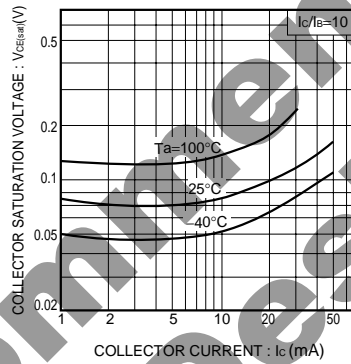


Fig.5 Collector-emitter saturation voltage vs. collector current (II)

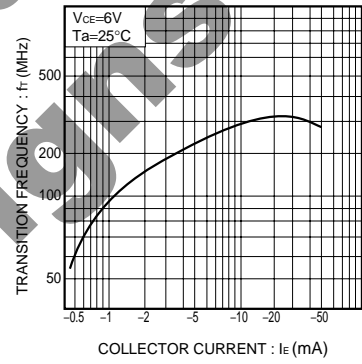


Fig.6 Gain bandwidth product vs. emitter current

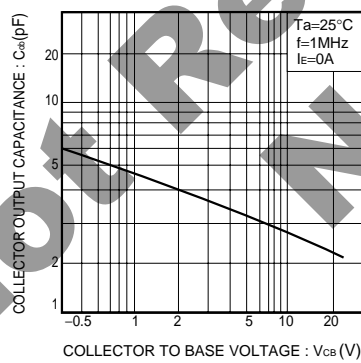


Fig.7 Collector output capacitance vs. collector-base voltage

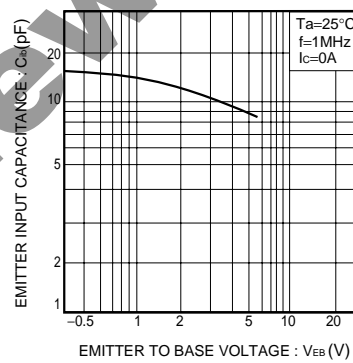


Fig.8 Emitter input capacitance vs. emitter-base voltage

Notes

- No technical content pages of this document may be reproduced in any form or transmitted by any means without prior permission of ROHM CO.,LTD.
- The contents described herein are subject to change without notice. The specifications for the product described in this document are for reference only. Upon actual use, therefore, please request that specifications to be separately delivered.
- Application circuit diagrams and circuit constants contained herein are shown as examples of standard use and operation. Please pay careful attention to the peripheral conditions when designing circuits and deciding upon circuit constants in the set.
- Any data, including, but not limited to application circuit diagrams information, described herein are intended only as illustrations of such devices and not as the specifications for such devices. ROHM CO.,LTD. disclaims any warranty that any use of such devices shall be free from infringement of any third party's intellectual property rights or other proprietary rights, and further, assumes no liability of whatsoever nature in the event of any such infringement, or arising from or connected with or related to the use of such devices.
- Upon the sale of any such devices, other than for buyer's right to use such devices itself, resell or otherwise dispose of the same, no express or implied right or license to practice or commercially exploit any intellectual property rights or other proprietary rights owned or controlled by
- ROHM CO., LTD. is granted to any such buyer.
- Products listed in this document are no antiradiation design.

The products listed in this document are designed to be used with ordinary electronic equipment or devices (such as audio visual equipment, office-automation equipment, communications devices, electrical appliances and electronic toys).

Should you intend to use these products with equipment or devices which require an extremely high level of reliability and the malfunction of which would directly endanger human life (such as medical instruments, transportation equipment, aerospace machinery, nuclear-reactor controllers, fuel controllers and other safety devices), please be sure to consult with our sales representative in advance.

About Export Control Order in Japan

Products described herein are the objects of controlled goods in Annex 1 (Item 16) of Export Trade Control Order in Japan.

In case of export from Japan, please confirm if it applies to "objective" criteria or an "informed" (by MITI clause) on the basis of "catch all controls for Non-Proliferation of Weapons of Mass Destruction.