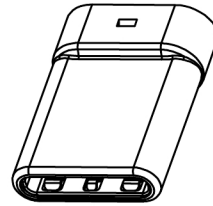
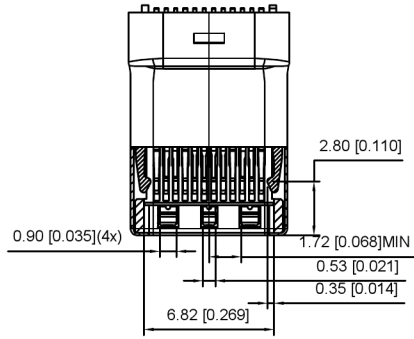
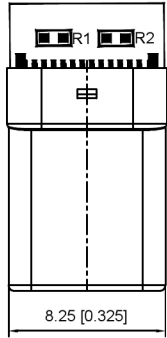


P/N	R/C
U261-24XXN-4B0282	R1(56KΩ)+R2(56KΩ)



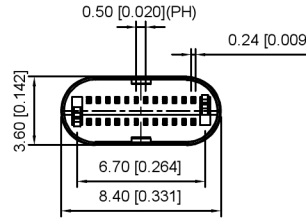
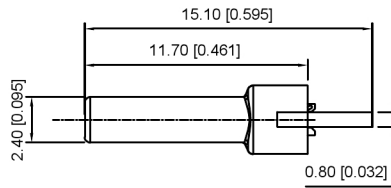
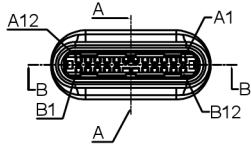
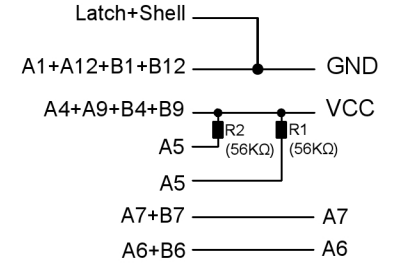
SECT B-B

U261-24XXN-4B0282

C TYPE PLUG:

PCB:

- 1: Au
- 2: Ni
- 1: Au1u"
- 2: Au3u"
- 4: Au15u"
- 5: Au30u"



REMARKS:

1. CONTACT INSERTION AND WITHDRAW FORCE :

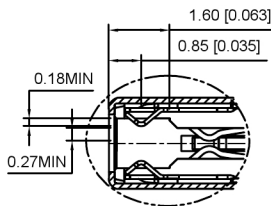
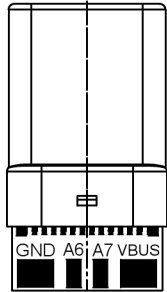
- 1. Insertion force: 5N-20N max.
- 2. Withdrawal force: 8N-20N.
- 3. Durability: 10000Cycles.

2. ELECTRIC PROPERTY:

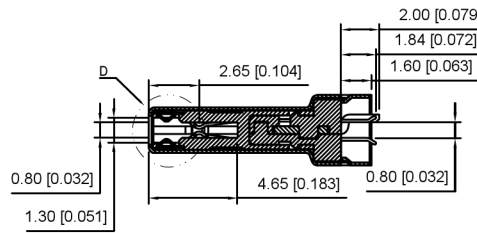
- 1. Contact current rating: 5A.
- 2. Dielectric Strength: 100V AC(RMS).
- 3. Insulation Resistance: 100 megaohms min.
- 4. Contact resistance: 40mOhms MAX.FOR VBUS,GND AND OTHER CONTACT 50mOhms MAX.AFTER ENVIRONMENT TEST

3. AMBIENT TEMPERATURE :

- 1. Operating temperature: -55°C to +85°C.



D  
2:1



SECT A-A

A12	A11	A10	A9	A8	A7	A6	A5	A4	A3	A2	A1
GND	RX2+	RX2-	Vbus	SBU1	D-	D+	CC	Vbus	TX1-	TX1+	GND
GND	TX2+	TX2-	Vbus	Vconn			SBU2	Vbus	RX1-	RX1+	GND
B1	B2	B3	B4	B5	B6	B7	B8	B9	B10	B11	B12

ITEM	DESCRIPTION	MATERIAL	REMARKS
6	Shrapnel	SUS T=0.10mm	
5	Shell	SUS T=0.15mm	Ovep-plating: Ni
4	Terminal	C7025 T=0.15mm	Ovep-plating: Au Ni/Sn
3	Latch	SUS T=0.4mm	
2	Housing	LCP	UL94-0
1	Housing Stopper	LCP	UL94-0

DSND	SCALE: N/A	MODEL TYPE: Type-C 3.1
DWN	VIEW:	PART NO.:
CHKD	UNIT: mm/in	DWG NO.: U261-24XXN-4B0282
APPD	SIZE: A4	WEIGHT SHEET REVISION
		1/1 A0



XKB INDUSTRIAL PRECISION CO., LIMITED

广东星坤科技股份有限公司

Δx	日期
Δx	日期
Δx	日期
MARK	DESCRIPTION

文件工程章

REVISIONS	DATE	REVISED	APPROVED	UNSPECIFIED TOLERANCES