XKB Connectivity

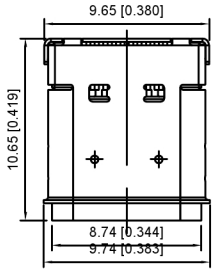

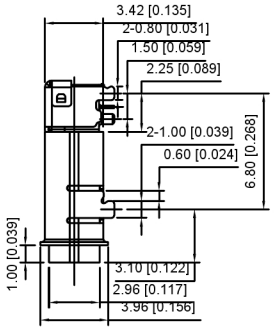

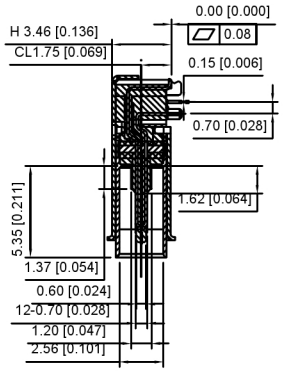

SECTION A-A

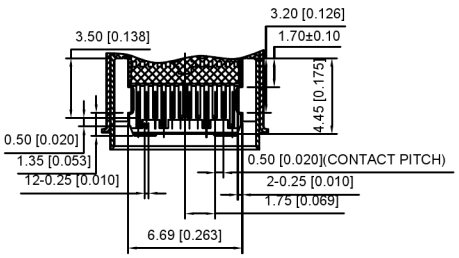

SECTION B-B

Pin	Signal Name	Mating Sequence	Pin	Signal Name	Mating Sequence
A1	GND	First	B12	GND	First
A2	SSTXp1	Second	B11	SSRXp1	Second
A3	SSTXn1	Second	B10	SSRXn1	Second
A4	VBUS	First	B9	VBUS	First
A5	CC1	Second	B8	SBU2	Second
A6	Dp1	Second	B7	Dn2	Second
A7	Dn1	Second	B6	Dp2	Second
A8	SBU1	Second	B5	CC2	Second
A9	VBUS	First	B4	VBUS	First
A10	SSRXn2	Second	B3	SSTXn2	Second
A11	SSRXp2	Second	B2	SSTXp2	Second
A12	GND	First	B1	GND	First
SHELL		GND	SHELL		GND

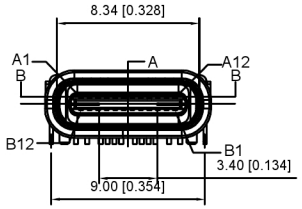

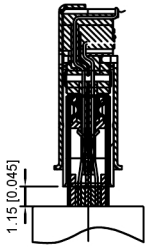

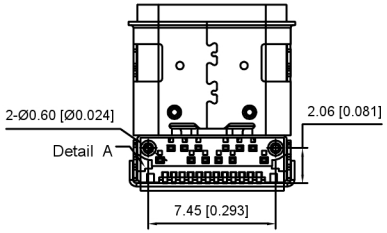

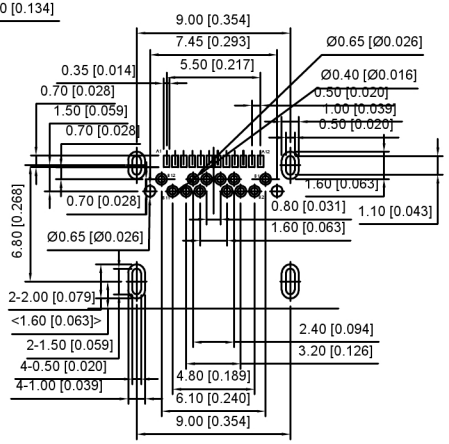

RECOMMEND P.C.B LAYOUT(COMPONENT SIDE)

TOLERANCE FOR PCB LAYOUT IS ± 0.05

KEEP OUT AREA

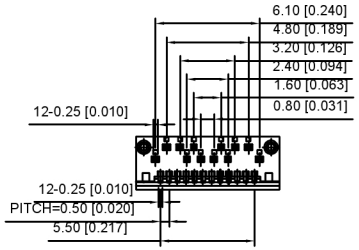

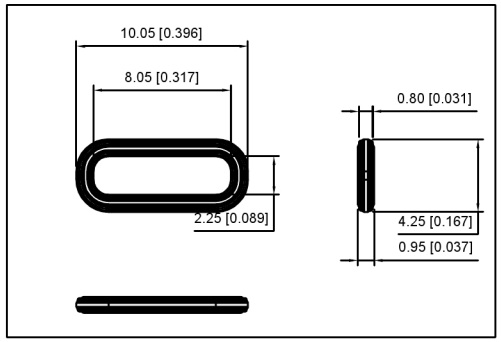

Material
Housing Material: High temperature thermoplastic
Contact Terminal: High Grade Copper Alloy
Metallic Shell: Stainless Steel
Cover Shell: Iron
Inner Ground Cover Shell: Stainless Steel
Mid Plate: Stainless Steel
Plating
Data Contact
Underplating: 50μ" Min. Nickel
Contact Plating: 1μ" Gold
Solder Area: 80μ" Matte Tin
Shell
Metallic Shell: 50μ" Min. Nickel
Cover Shell
Metallic Shell: 80μ" Min. Nickel
Inner Ground Cover Shell
Metallic Shell: 50μ" Min. Nickel
Electrical
Voltage Rating: 20V DC
Current Rating: Vbus pins collectively 5.00A, GND pins collectively 6.25A, B5 pin 1.25A, Other pins 0.25A per pin.
Contact Resistance: 40mΩ Max.
Insulation resistance: 100 MΩ MIN.
Dielectric withstanding voltage: 100V AC/Minute
Mechanical
Durability: 10,000 cycles
Mating Force: 5 to 20N
Unmating Force: 8 to 20N (post test)

USB31-TYPEC-33X41- XFS

- 1: Tray 2: Tape real
- 41: IP67
- 52: IP54
- 53: 不防水
- 1: G/F 2: 5u" 3: 10u" 4: 15u" 5: 30u" 6:3u"

广东星坤科技股份有限公司
文件工程章

MARK	DESCRIPTION	DATE	REVISED	APPROVED
ΔX				
ΔX				
ΔX				

REVISIONS

ANGLAR	±5°
L≤ 4	±0.2
4<L≤ 16	±0.3
16<L≤ 63	±0.4
L> 63	±0.5

UNSPECIFIED TOLERANCES

www.helloxkb.com www.helloxkb.cn www.xk-dg.cn

XKB INDUSTRIAL PRECISION CO.,LIMITED

DSND		SCALE: N/A	MODEL TYPE: MICRO USB
DWN		VIEW:	PART NO.:
CHKD		UNIT: mm/in	DWG NO.: USB31-TYPEC-33X41-XFS
APPD		SIZE: A4	WEIGHT / SHEET 1/1 / REVISIC A0