

Specifications :

- Voltage rating: 200V AC / DC
- Current rating: 1A AC / DC
- Withstanding voltage: 500V AC/minute
- Temperature range: -25°C~+85°C
- Insulation resistance: ≥100MΩ
- Contact resistance: ≤40mΩ
- After environmental testing : ≤80mΩ

X1255 WRS-XX A-LP-XX

- ① Series No.
- ② Category : W-WAFER
- ③ Welding Board Angle : R-Straight 90°
- ④ Welding Way:S-SMT
- ⑤ Row No.-Pin No.: XX-02P~14P
- ⑥ Plug the Pin & Special NO:A-Double Dole
- ⑦ Material : LP-LCP 94V-0
- ⑧ Planting Category:
V01:All Gold Flash;SW-Matte Tin Plating

Poles	Dimensions(mm)		
	A	B	C
02	6.00	1.25	3.30
03	7.25	2.50	4.55
04	8.50	3.75	5.80
05	9.75	5.00	7.05
06	11.00	6.25	8.30
08	13.50	8.75	10.80
09	14.75	10.00	12.05
10	15.00	11.25	13.30
11	16.00	12.50	14.55
12	18.50	13.75	15.80
13	19.75	15.00	17.05
14	21.00	16.25	18.30

X1255WRS-XXA-LP5WBK			Tin-Plated Black	
X1255WRS-XXA-LP01	LCP UL 94V-0	Brass	Gold-Flash	X1255H
X8827WRS-XXA-LP5W			Tin-Plated	
PART NO	Material	Material(Pin&Solder Tab)	Finish(Pin)	Suitable XKB Terminal

广东星坤科技股份有限公司

生效

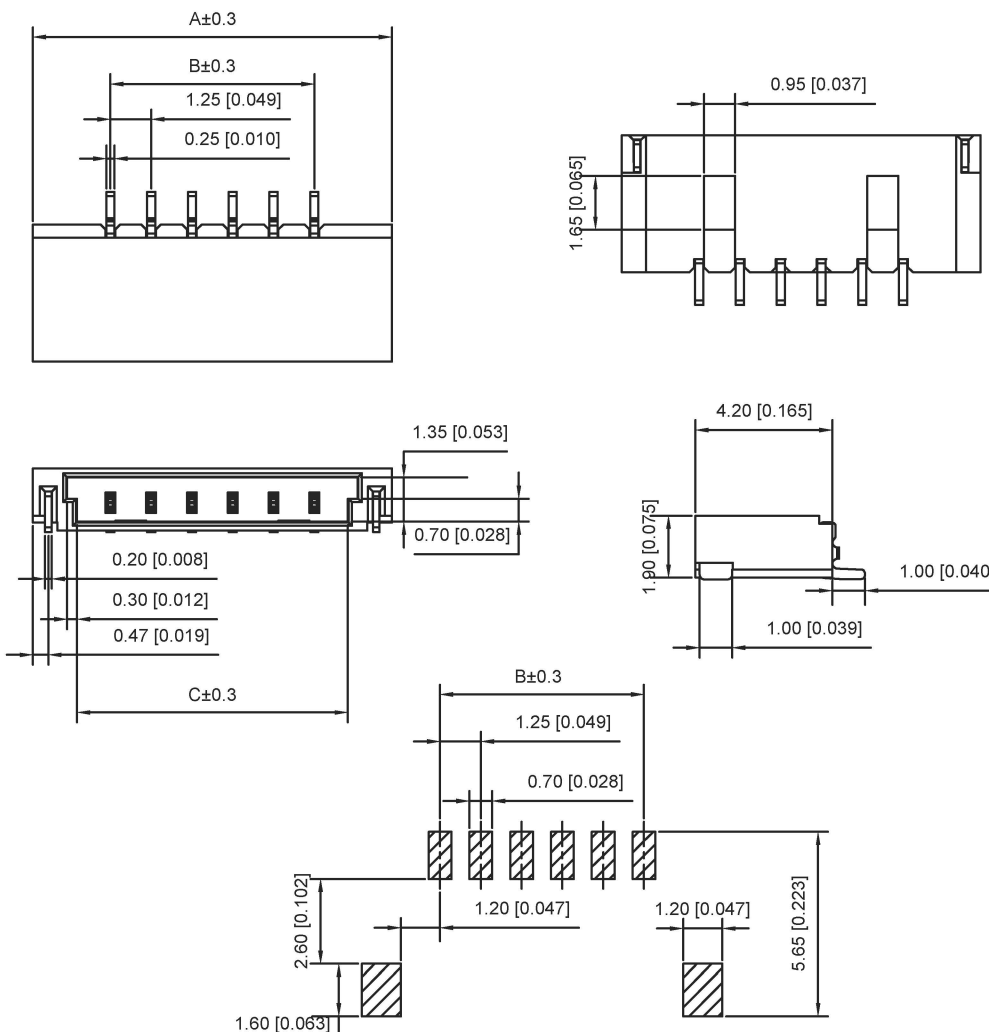
日期

文件工程章

Recommended P.C.B Layout

REVISIONS	DATE	REVISED	APPROVED	UNSPECIFIED TOLERANCES
ANGLAR				±5°
L ≤ 4				±0.2
4 < L ≤ 16				±0.3
16 < L ≤ 63				±0.4
L > 63				±0.5

DSND	DATE	SCALE: N/A	MODEL TYPE:
DWN	DATE	VIEW:	X1255WRS-XXA-LPXX
CHKD	DATE	UNIT: mm/in	PART NO.: 1.25mm Crimp Style Connectors
APPD	DATE	SIZE: A4	DWG NO.:
XKB INDUSTRIAL PRECISION CO., LIMITED			WEIGHT: 1.0g
			SHEET: 1/1
			REVISION: A0



Recommended P.C.B Layout

■ Specifications :

- Voltage rating: 200V AC / DC
- Current rating: 1A AC / DC
- Withstanding voltage: 500V AC/minute
- Temperature range: $-25^{\circ}\text{C} \sim +85^{\circ}\text{C}$
- Insulation resistance: $\geq 100\text{M}\Omega$
- Contact resistance: $\leq 40\text{m}\Omega$
- After environmental testing: $\leq 80\text{m}\Omega$

X1255 WRS-XX A-LP-XX

- ① Series No.
- ② Category : W-WAFER
- ③ Welding Board Angle : R-Straight 90°
- ④ Welding Way:S-SMT
- ⑤ Row No.-Pin No.: XX-02P~14P
- ⑥ Plug the Pin & Special NO:A-Double Dole
- ⑦ Material : LP-LCP 94V-0
- ⑧ Planting Category:
V01:All Gold Flash;SW-Matte Tin Plating

Poles	Dimensions(mm)		
	A	B	C
02	6.00	1.25	3.30
03	7.25	2.50	4.55
04	8.50	3.75	5.80
05	9.75	5.00	7.05
06	11.00	6.25	8.30
08	13.50	8.75	10.80
09	14.75	10.00	12.05
10	15.00	11.25	13.30
11	16.00	12.50	14.55
12	18.50	13.75	15.80
13	19.75	15.00	17.05
14	21.00	16.25	18.30

X1255WRS-XXA-LP5WBK			Tin-Plated Black	
X1255WRS-XXA-LP01	LCP UL 94V-0	Brass	Gold-Flash	X1255H
X8827WRS-XXA-LP5W			Tin-Plated	
PART NO	Material	Material(Pin&Solder Tab)	Finish(Pin)	Suitable XKB Terminal

广东星坤科技股份有限公司

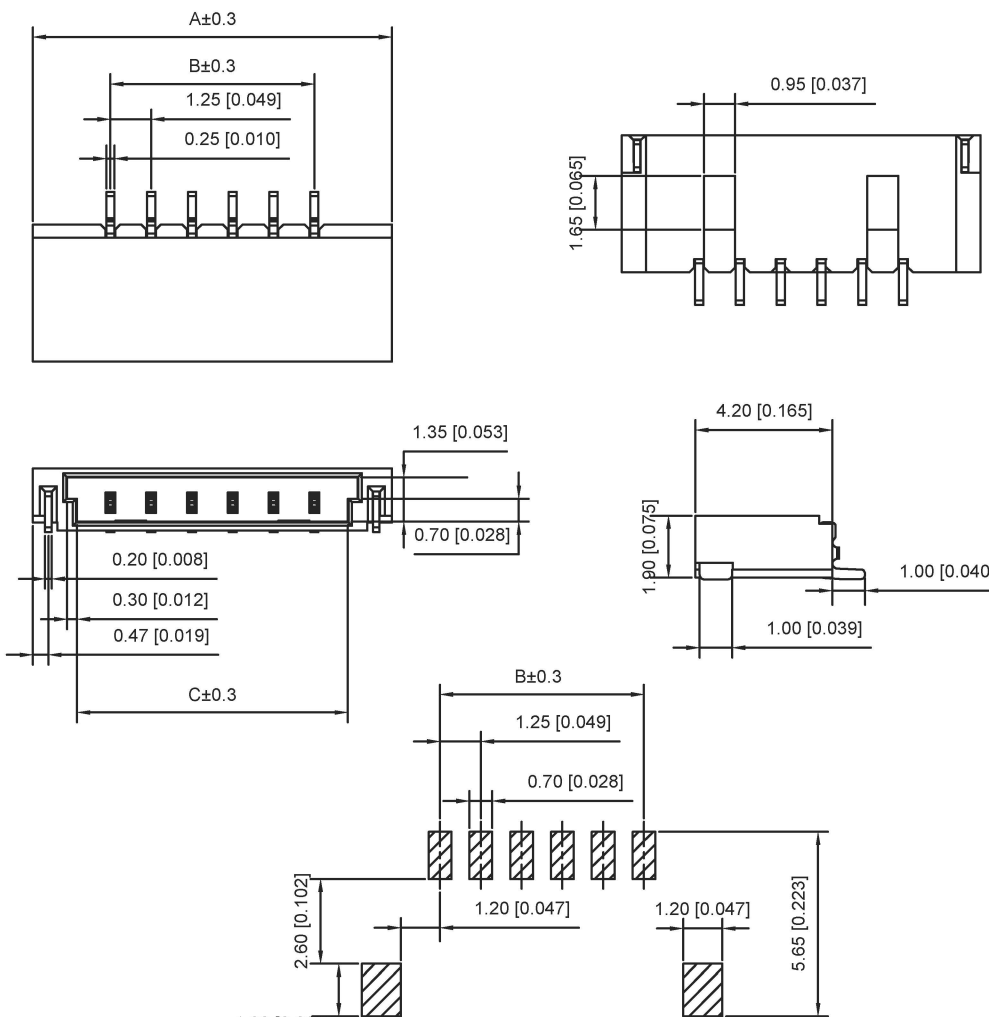
生效	日期
ΔX	
ΔX	
ΔX	
MARK	DESCRIPTION

REVISIONS	DATE	REVISED	APPROVED	UNSPECIFIED TOLERANCES

DSND	DATE	SCALE: N/A	MODEL TYPE: X1255WRS-XXA-LPXX
DWN	DATE	VIEW:	PART NO.: 1.25mm Crimp Style Connectors
CHKD	DATE	UNIT: mm/in	DWG NO.:
APPD	DATE	SIZE: A4	
XKB INDUSTRIAL PRECISION CO., LIMITED			WEIGHT 1.0g
			SHEET 1/1
			REVISION A0

文件工程章

www.xk-dg.cn www.helloxkb.com www.helloxkb.cn



■ Specifications :

- Voltage rating: 200V AC / DC
- Current rating: 1A AC / DC
- Withstanding voltage: 500V AC/minute
- Temperature range: $-25^{\circ}\text{C} \sim +85^{\circ}\text{C}$
- Insulation resistance: $\geq 100\text{M}\Omega$
- Contact resistance: $\leq 40\text{m}\Omega$
- After environmental testing: $\leq 80\text{m}\Omega$

X1255 WRS-XX A-LP-XX

- ① Series No.
- ② Category : W-WAFER
- ③ Welding Board Angle : R-Straight 90°
- ④ Welding Way:S-SMT
- ⑤ Row No.-Pin No.: XX-02P~14P
- ⑥ Plug the Pin & Special NO:A-Double Dole
- ⑦ Material : LP-LCP 94V-0
- ⑧ Planting Category:
V01:All Gold Flash;SW-Matte Tin Plating

Poles	Dimensions(mm)		
	A	B	C
02	6.00	1.25	3.30
03	7.25	2.50	4.55
04	8.50	3.75	5.80
05	9.75	5.00	7.05
06	11.00	6.25	8.30
08	13.50	8.75	10.80
09	14.75	10.00	12.05
10	15.00	11.25	13.30
11	16.00	12.50	14.55
12	18.50	13.75	15.80
13	19.75	15.00	17.05
14	21.00	16.25	18.30

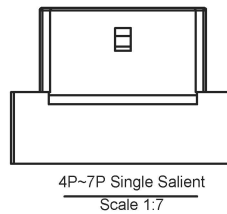
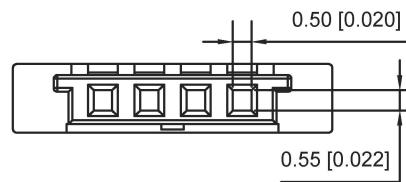
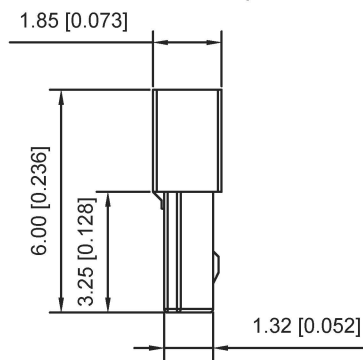
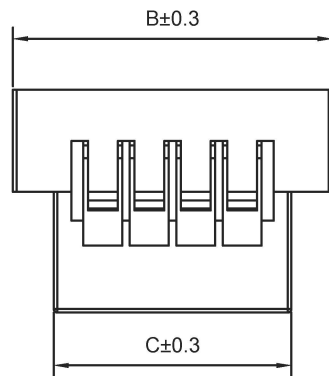
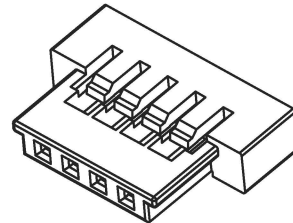
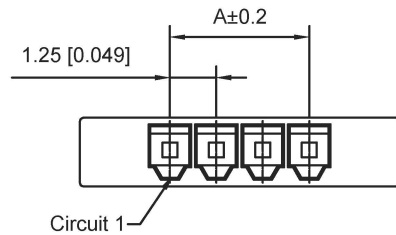
X1255WRS-XXA-LP5WBK			Tin-Plated Black	
X1255WRS-XXA-LP01	LCP UL 94V-0	Brass	Gold-Flash	X1255H
X8827WRS-XXA-LP5W			Tin-Plated	
PART NO	Material	Material(Pin&Solder Tab)	Finish(Pin)	Suitable XKB Terminal

广东星坤科技股份有限公司
 生效
 日期
 文件工程章

Recommended P.C.B Layout

REVISIONS	DATE	REVISED	APPROVED	UNSPECIFIED TOLERANCES
ANGLAR				$\pm 5^{\circ}$
$L \leq 4$				± 0.2
$4 < L \leq 16$				± 0.3
$16 < L \leq 63$				± 0.4
$L > 63$				± 0.5

DSND	DATE	SCALE: N/A	MODEL TYPE: X1255WRS-XXA-LPXX
DWN	DATE	VIEW:	PART NO.: 1.25mm Crimp Style Connectors
CHKD	DATE	UNIT: mm/in	DWG NO.:
APPD	DATE	SIZE: A4	
XKB INDUSTRIAL PRECISION CO., LIMITED			WEIGHT 1.0g
			SHEET 1/1
			REVISION A0



■ Specifications :

- Voltage rating: 200V AC / DC
- Current rating: 1A AC / DC
- Withstanding voltage: 500V AC/minute
- Temperature range: -25°C~+85°C
- Insulation resistance: ≥100MΩ
- Contact resistance: ≤40mΩ
- After environmental testing : ≤80mΩ

X1255 H-XX A-N0 XX
① ② ③ ④ ⑤ ⑥

- ① Series No.
- ② Category : H-HSG
- ③ Row No.-Pin No.: XX-04P~06P
- ④ Plug the Pin & Special N0:A-Double Salient
- ⑤ Material : N0-PA66 94V-0
- ⑥ Whether containing halogen:HF-Halogen free

Poles	Dimension □ mm □		
	A	B	C
04	3.75	8.60	6.40
05	5.00	9.85	7.65
06	6.25	11.10	8.90
07	7.50	12.35	10.15

X1255H-XXA-N0HF	PA66 UL 94V-0 Halogen Free	X1255T	X1255W
X1255H-XXA-N0	PA66 UL 94V-0		
PART NO	Material	Suitable XKB Terminal	Suitable XKB Terminal

广东星坤科技股份有限公司

生效

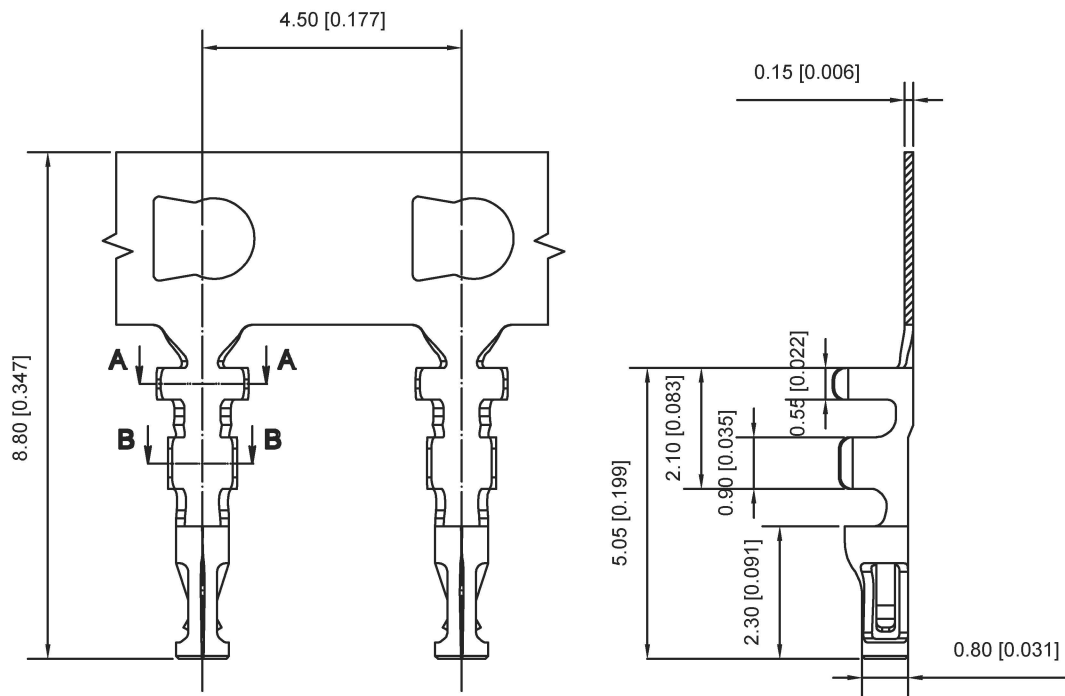
ΔX	日期
ΔX	日期
ΔX	日期
MARK	DESCRIPTION

文件工程章

REVISIONS	DATE	REVISED	APPROVED	UNSPECIFIED TOLERANCES

DSND	DATE	SCALE: N/A	MODEL TYPE: X1255H-XXA-N0XX
DWN	DATE	VIEW:	PART NO.: 1.25mm Crimp Style Connectors
CHKD	DATE	UNIT: mm/in	DWG NO.:
APPD	DATE	SIZE: A4	
XKB INDUSTRIAL PRECISION CO., LIMITED			WEIGHT 1.0g
			SHEET 1/1
			REVISION A0

www.xk-dg.cn www.helloxkb.com www.helloxkb.cn

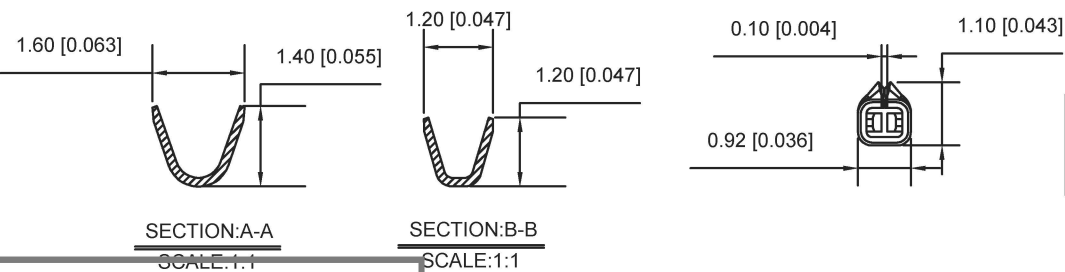
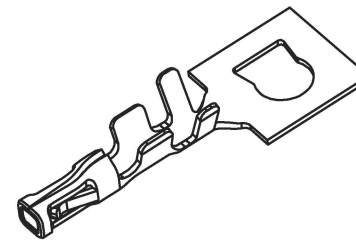


■ Specifications :

- Voltage rating: 200V AC / DC
- Current rating: 1A AC / DC
- Withstanding voltage: 500V AC/minute
- Temperature range: -25°C~+85°C
- Insulation resistance: $\geq 100M\Omega$
- Contact resistance: $\leq 40m\Omega$
- After environmental testing : $\leq 80m\Omega$

X1255 T-P SN
① ② ③ ④

- ① Series Number.
- ② Category : T-terminal
- ③ Material : P-Phosphor bronze
- ④ Plating style:V01-Gold Flash;SN-Bright tin plating



X1255T-PV01	Phosphor Bronze	AWG#28-32	0.90mm(Max)	Stamping Before Pating:30u" Ni MIN; Whole Gold:Gold Flash	X1255H
X1255T-PSN	Phosphor Bronze	AWG#28-32	0.90mm(Max)	Stamping Before Pating:30u" Ni MIN;70u"Sn MIN	
PART NO	Material	Wire Range	Insulation O.D	Finish	Suitable XKB Terminal

广东星坤科技股份有限公司

生效

ΔX	日期
ΔX	日期
ΔX	日期
MARK	DESCRIPTION

文件工程章

REVISIONS

www.xk-dg.cn www.helloxkb.com www.helloxkb.cn

ANGLAR	±5°
L ≤ 4	±0.2
4 < L ≤ 16	±0.3
16 < L ≤ 63	±0.4
L > 63	±0.5

UNSPECIFIED TOLERANCES

DSND	DATE	SCALE: N/A	MODEL TYPE: X1255T-PSN
DWN	DATE	VIEW:	PART NO.: 1.25mm Crimp Style Connectors
CHKD	DATE	UNIT: mm/in	DWG NO.:
APPD	DATE	SIZE: A4	
XKB INDUSTRIAL PRECISION CO., LIMITED			WEIGHT 1.0g
			SHEET 1/1
			REVISION A0