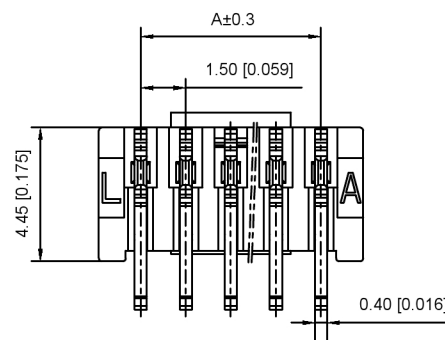
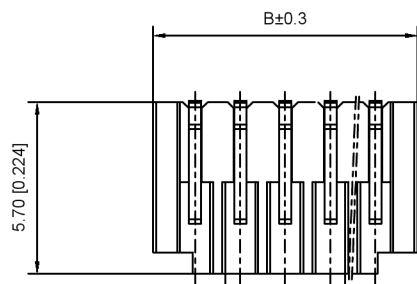


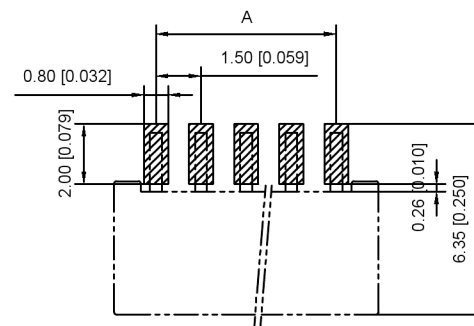
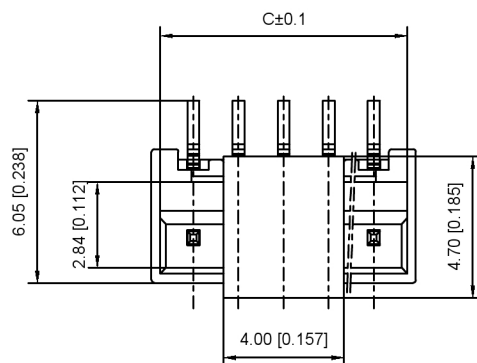
■ Specifications :

- Voltage rating: 350V AC / DC
- Current rating: 3A AC / DC
- Withstanding voltage: 500V AC/minute
- Temperature range: -55°C~+105°C
- Insulation resistance: ≥100MΩ
- Contact resistance: ≤20mΩ
- After environmental testing: ≤40mΩ



X1511 W V S-XX HF-LP SW
① ② ③ ④ ⑤ ⑥ ⑦ ⑧

- Series No.
- Category : W-WAFER
- Welding Board Angle : V-Straight 180°
- Welding Way:S-SMT
- Row No.-Pin No.: XX-02P~15P
- Plug the Pin & Special NO.:HF-Halogen free
- Material : 9T-PA9T;46-PA46;LP-LCP 94V-0
- Planting Category:SW-Matte Tin Plating



Poles	Dimensions(mm)		
	A	B	C
02	1.50	4.30	3.70
03	3.00	5.80	5.20
04	4.50	7.30	6.70
05	6.00	8.80	8.20
06	7.50	10.30	9.70
07	9.00	11.80	11.20
08	10.50	13.30	12.70
09	12.00	14.80	14.20
10	13.50	16.30	15.70
11	15.00	17.80	17.20
12	16.50	19.30	18.70
13	18.00	20.80	20.20
14	19.50	22.30	21.70
15	21.00	23.80	23.20

PCB LAYOUT

X1511WVS-XXHF-LPSW	LCP UL 94V-0 Halogen Free	Brass	Matte Tin Plating	X1511H
PART NO	Material	Material(Pin&Solder Tab)	Finish(Pin)	Suitable XKB Terminal

广东星坤科技股份有限公司

ΔX	日期
ΔX	日期
ΔX	日期
MARK	DESCRIPTION

REVISIONS	DATE	REVISED	APPROVED	DESCRIPTION
ANGLAR				±5°
L≤4				±0.2
4<L≤16				±0.3
16<L≤63				±0.4
L>63				±0.5
UNSPECIFIED TOLERANCES				

DSND	DATE	SCALE: N/A
DWN	DATE	VIEW:
CHKD	DATE	UNIT: mm/in
APPD	DATE	SIZE: A4

MODEL TYPE:	1.5mm Crimp Style Connectors
PART NO.:	X1511WVS-XXHF-XXSW
DWG NO.:	X-X1511WVS-XXHF-XXSW
WEIGHT	1.0g
SHEET	1/1
REVISION	A0

文件工程章