

Conn.line

Recommended P.C.B.L layout

General Tolerance±0.05

■ Specifications :

- Voltage rating: 250V AC / DC
- Current rating: 2A AC / DC
- Withstanding voltage: 1000V AC/minute
- Temperature range: -25°C~+85°C
- Insulation resistance: ≥1000M Ω
- Contact resistance: ≤20mΩ
- After environmental testing : ≤30mΩ

X2012 W V-XX- N0 SN
① ② ③ ④ ⑤ ⑥

- ① Series No.
- ② Category : W-WAFER
- ③ Wedding Board Angle : V-Stright 180°
- ④ Row No.-Pin No.: XX-02P~16P
- ⑤ Material : N0-PA66 94V-0
- ⑥ Plating Category: Sn-Bright Tin Plating

Poles	Dimensions(mm)			Poles	Dimensions(mm)		
	A	B	C		A	B	C
02	2.00	6.00	5.20	10	18.00	22.00	21.20
03	4.00	8.00	7.20	11	20.00	24.00	23.20
04	6.00	10.00	9.20	12	22.00	26.00	25.20
05	8.00	12.00	11.20	13	24.00	28.00	27.20
06	10.0	14.00	13.20	14	26.00	30.00	29.20
07	12.0	16.00	15.20	15	28.00	32.00	31.20
08	14.0	18.00	17.20				
09	16.0	20.00	19.20				

X2012WV-XX-N0SN	Nyolin 66 UL 94V-0	Brass	Tin-Plated	X2012H
PART NO	Material	Material(pin)	Finish(pin)	Suitable XK B Terminal

广东星坤科技股份有限公司

生效

ΔX		日期
ΔX		日期
ΔX		日期
MARK	DESCRIPTION	

文件工程章

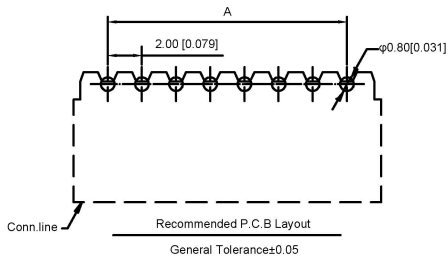
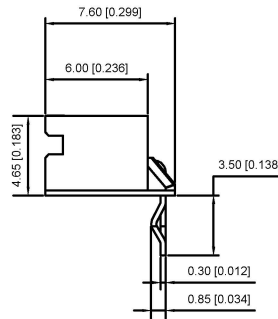
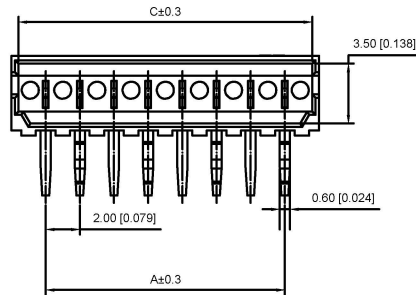
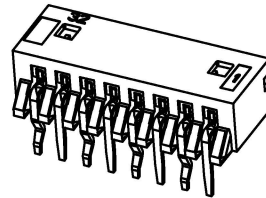
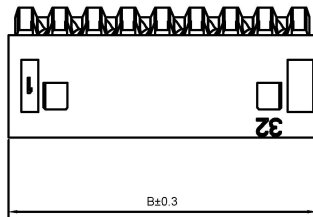
REVISIONS

www.xk-dg.cn www.helloxkb.com www.helloxkb.cn

ANGLAR	±5°
L ≤ 4	±0.2
4 < L ≤ 16	±0.3
16 < L ≤ 63	±0.4
L > 63	±0.5

UNSPECIFIED TOLERANCES

DSND	DATE	SCALE: N/A	MODEL TYPE: X2012WV-XX-N0SN
DWN	DATE	VIEW:	PART NO.: 2.0mm Crimp Style Connectors
CHKD	DATE	UNIT: mm/in	DWG NO.:
APPD	DATE	SIZE: A4	
XKB INDUSTRIAL PRECISION CO., LIMITED			WEIGHT 1.0g
			SHEET 1/1
			REVISION A0



Specifications :

- Voltage rating: 250V AC / DC
- Current rating: 2A AC / DC
- Withstanding voltage: 1000V AC/minute
- Temperature range: -25°C~+85°C
- Insulation resistance: ≥1000M Ω
- Contact resistance: ≤20mΩ
- After environmental testing : ≤30mΩ

X2012 W R-XX- N0 SN

- ① Series No.
- ② Category : W-WAFER
- ③ Wedding Board Angle : R-S tright 90°
- ④ Row No.-Pin No.: XX-02P~15P
- ⑤ Material : N0-PA66 94V-0
- ⑥ Plating Category: Sn-Bright Tin Plating

Poles	Dimensions(mm)			Poles	Dimensions(mm)		
	A	B	C		A	B	C
02	2.00	6.00	5.20	10	18.00	22.00	21.20
03	4.00	8.00	7.20	11	20.00	24.00	23.20
04	6.00	10.00	9.20	12	22.00	26.00	25.20
05	8.00	12.00	11.20	13	24.00	28.00	27.20
06	10.0	14.00	13.20	14	26.00	30.00	29.20
07	12.0	16.00	15.20	15	28.00	32.00	31.20
08	14.0	18.00	17.20				
09	16.0	20.00	19.20				

X2012WR-XX-N0SN	Nyolin 66 UL 94V-0	Brass	Tin-Plated	X2012H
PART NO	Material	Material(pin)	Finish(pin)	Suitable XK B Terminal

广东星坤科技股份有限公司

生效

ΔX		日期
ΔX		日期
ΔX		日期
MARK	DESCRIPTION	

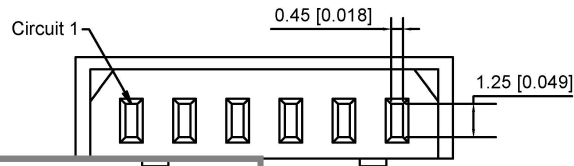
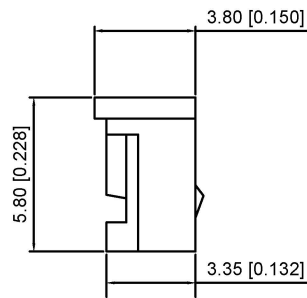
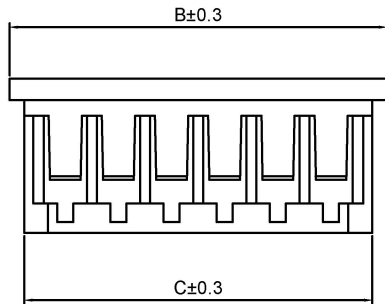
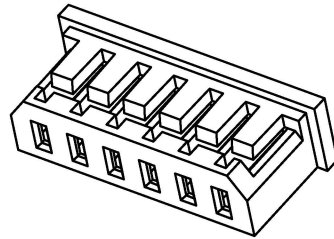
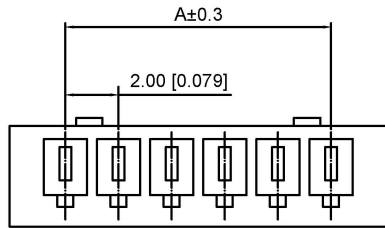
REVISIONS

UNSPECIFIED TOLERANCES

DSND	DATE	SCALE: N/A	MODEL TYPE: X2012WR-XX-N0SN
DWN	DATE	VIEW:	PART NO.: 2.0mm Crimp Style Connectors
CHKD	DATE	UNIT: mm/in	DWG NO.:
APPD	DATE	SIZE: A4	
XKB INDUSTRIAL PRECISION CO., LIMITED			WEIGHT 1.0g
			SHEET 1/1
			REVISION A0

文件工程章

www.xk-dg.cn www.helloxkb.com www.helloxkb.cn



■ Specifications :

- Voltage rating: 250V AC / DC
- Current rating: 2A AC / DC
- Withstanding voltage: 1000V AC/minute
- Temperature range: -25°C~+85°C
- Insulation resistance: ≥1000MΩ
- Contact resistance: ≤20mΩ
- After environmental testing: ≤30mΩ

X2012 H- XX-N0

① ② ③ ④

- ① Series Number
- ② Category : H-HSG
- ③ Row No.Pin No:xx-02-15P
- ④ Material:N0-PA66 UL 94V-0

Poles	Dimensions(mm)			Poles	Dimensions(mm)		
	A	B	C		A	B	C
02	2.00	6.20	5.10	10	18.00	22.20	21.10
03	4.00	8.20	7.10	11	20.00	24.20	23.10
04	6.00	10.20	9.10	12	22.00	26.20	25.10
05	8.00	12.20	11.10	13	24.00	28.20	27.10
06	10.00	14.20	13.10	14	26.00	30.20	29.10
07	12.00	16.20	15.10	15	28.00	32.20	31.10
08	14.00	18.20	17.10	16			
09	16.00	20.20	19.10				

X2012H-XX-N0	PA66 UL 94V-0	X2012T	X2012W
PARY NO	Material	Suitable XKB Terminal	Suitable XKB Terminal

广东星坤科技股份有限公司

生效

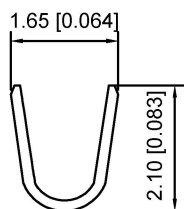
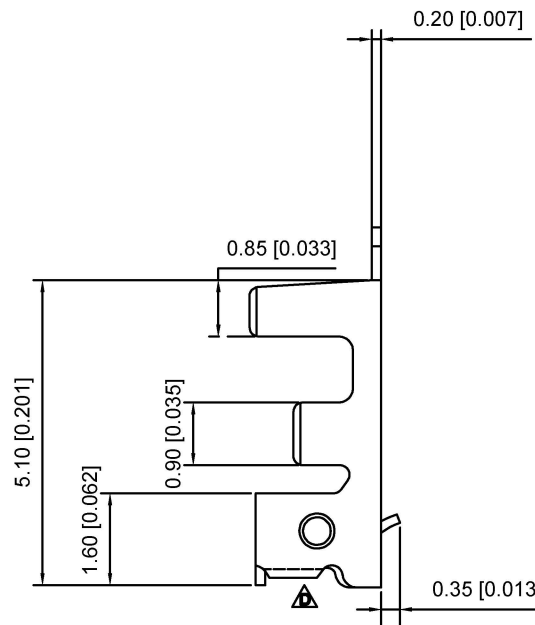
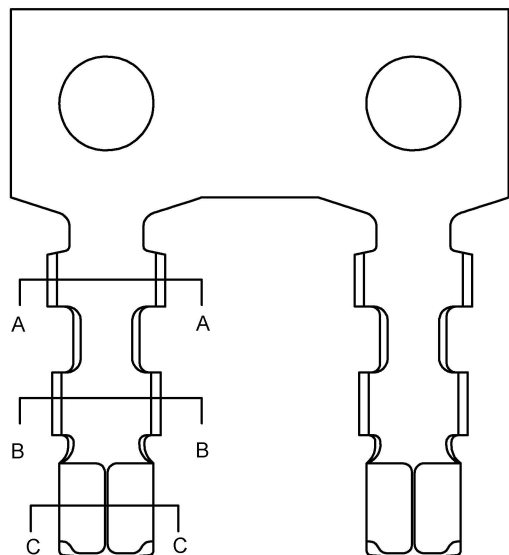
MARK	DESCRIPTION	DATE	REVISED	APPROVED
ΔX				
ΔX				
ΔX				

REVISIONS	DATE	REVISED	APPROVED	UNSPECIFIED TOLERANCES

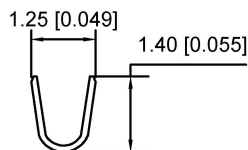
DSND	DATE	SCALE: N/A	MODEL TYPE: X2012H-XX-N0
DWN	DATE	VIEW:	PART NO.: 2.0mm Crimp Style Connectors
CHKD	DATE	UNIT: mm/in	DWG NO.:
APPD	DATE	SIZE: A4	
XKB INDUSTRIAL PRECISION CO., LIMITED			WEIGHT: 1.0g
			SHEET: 1/1
			REVISION: A0

文件工程章

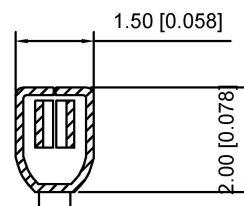
www.xk-dg.cn www.helloxkb.com www.helloxkb.cn



SECTION:A-A
SCALE:1:1



SECTION:B-B
SCALE:1:1



SECTION:C-C
SCALE:1:1

■ Specifications :

- Voltage rating: 250V AC / DC
- Current rating: 2A AC / DC
- Withstanding voltage: 1000V AC/minute
- Temperature range: -25°C~+85°C
- Insulation resistance: ≥1000MΩ
- Contact resistance: ≤20mΩ
- After environmental testing: ≤30mΩ

X2012 T-P SN

① ② ③ ④

- ① Series Number
- ② Category : T-terminal
- ③ Material:P-Phosphor bronze
- ④ Plating style:SN-Bright tin plating

X2012T-PSN	Phosphor Bronze	AWG#24-30	1.4mm(Max)	Stamping Before Plating :30u" Ni,70u" Sn	X2012H
PARY NO	Matrial	Wire Range	Insulation O.D.	Finish	Suitable XKB Terminal

广东星坤科技股份有限公司

生效

ΔX	日期
ΔX	日期
ΔX	日期
MARK	DESCRIPTION

REVISIONS	DATE	REVISED	APPROVED	UNSPECIFIED TOLERANCES
-----------	------	---------	----------	------------------------

DSND	DATE	SCALE: N/A	MODEL TYPE: X2012T-PSN
DWN	DATE	VIEW:	PART NO.: 2.0mm Crimp Style Connectors
CHKD	DATE	UNIT: mm/in	DWG NO.:
APPD	DATE	SIZE: A4	
XKB INDUSTRIAL PRECISION CO., LIMITED			WEIGHT 1.0g
			SHEET 1/1
			REVISION A0

文件工程章

www.xk-dg.cn www.helloxkb.com www.helloxkb.cn