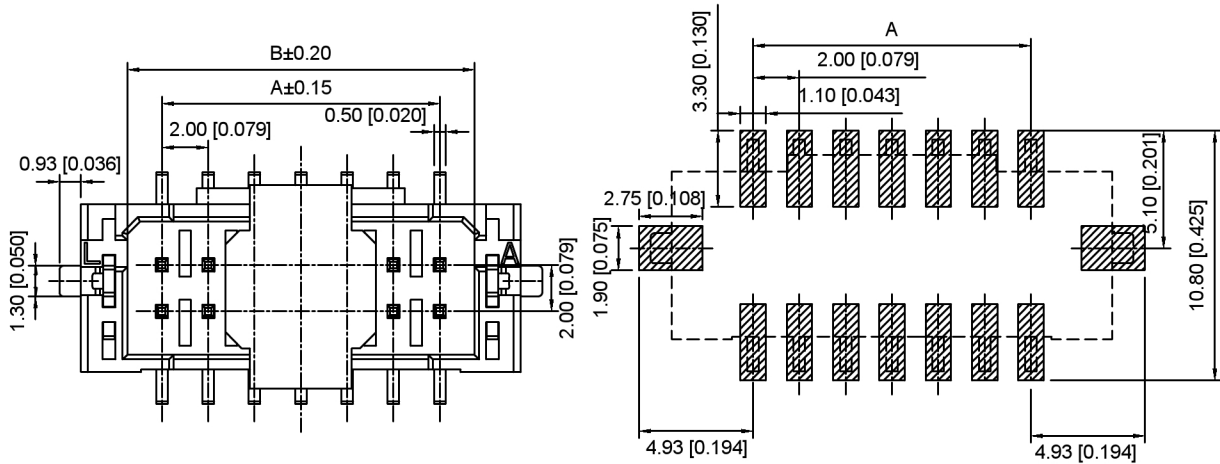
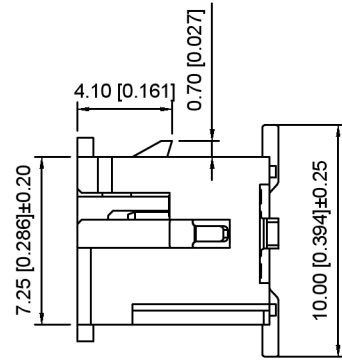
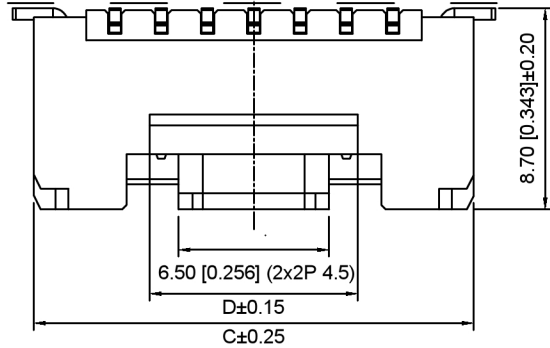
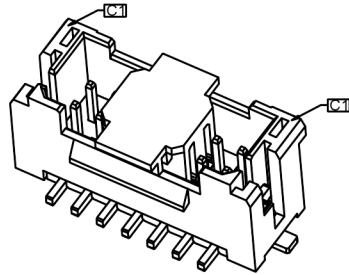


202~205	0.10
206~216	0.12



PCB LAYOUT(Tolerance:±0.05)



Specifications:

规格:
Voltage rating:250V AC/DC
额定电压: 250V AC/DC
Current rating:3A AC/DC
额定电流: 3A AC/DC
Withstanding voltage:1000V AC/minute
耐受电压: 1000V AC/ 分钟
Temperature range:-25 °C ~+85°C
温度范围: -25°C ~+85°C
Insulation resistance:≥1000MΩ
绝缘电阻: ≥1000MΩ
Contact resistance:≤30mΩ
接触电阻: ≤30mΩ
After environmental testing:≤50mΩ
环境测试后: ≤50兆欧

X2026 W V S-2xXXD- LPSW
 ① ② ③ ④ ⑤ ⑥ ⑦ ⑧

- 1.Series No
- 2.Category:W-WAFER
- 3.Welding Board Angle:V-Straight 90°
- 4.Welding Way:S-SMT
- 5.Row No-Pin No:2xXX-2x02P~2x30P
- 6.Plug the Pin&Special NO:
D-With Lock in the middle
- 7.Material:LP-LCP 94V-0
- 8.Plating Category:SW-Fog Tin Plating

poles	Dimensions(mm)				poles	Dimensions(mm)			
	A	B	C	D		A	B	C	D
2x02	2.00	5.00	9.00	3.00	2x10	18.00	21.00	25.00	15.00
2x03	4.00	7.00	11.00	3.00	2x11	20.00	23.00	27.00	17.00
2x04	6.00	9.00	13.00	3.00	2x12	22.00	25.00	29.00	19.00
2x05	8.00	11.00	15.00	5.00	2x13	24.00	27.00	31.00	21.00
2x06	10.00	13.00	17.00	7.00	2x14	26.00	29.00	33.00	23.00
2x07	12.00	15.00	19.00	9.00	2x15	28.00	31.00	35.00	25.00
2x08	14.00	17.00	21.00	11.00	2x16	30.00	33.00	37.00	27.00
2x09	16.00	19.00	23.00	13.00					

X2026WVS-2xXXD-L PSW	LCP UL 94V-0	Brass	Tin-Plated	X2026H-D
PART NO	Material	Material(pin)	Finish(Pin)	Suitable XKB Terminal

广东星坤科技股份有限公司

日期

文件工程章

MARK	DESCRIPTION	DATE	REVISED	APPROVED	UNSPECIFIED TOLERANCES
ΔX					ANGLAR ±5°
ΔX					L≤ 4 ±0.2
ΔX					4<L≤ 16 ±0.3
					16<L≤ 63 ±0.4
					L> 63 ±0.5



XKB INDUSTRIAL PRECISION CO., LIMITED

DSND	SCALE: N/A	MODEL TYPE: Wire to board connector
DWN	VIEW:	PART NO.: 2.00mm Crimp Style Connectors
CHKD	UNIT: mm/in	DWG NO.: X2026WVS-2xXXD-LPSW
APPD	SIZE: A4	WEIGHT
		SHEET
		REVISION
		1/1
		A0