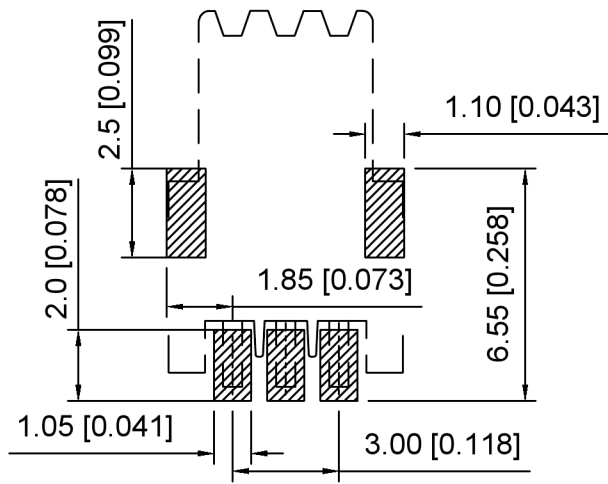
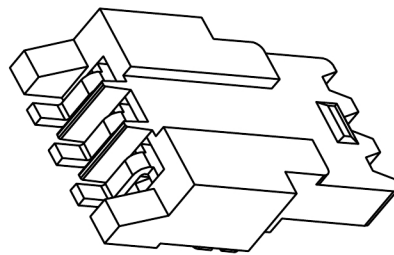
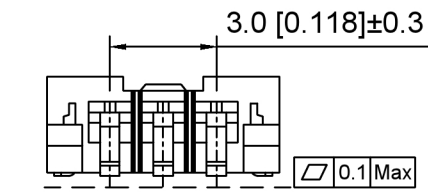


Assembly Layout



Board Layout
General Tolerance:±0.05

Specifications:
 规格:
 Voltage rating:150V AC/DC
 额定电压: 150V AC/DC
 Current rating:1A AC/DC
 额定电流: 1A AC/DC
 Withstanding voltage:1000V AC/minute
 耐受电压: 1000V AC/分钟
 Temperature range:-25°C+105°C
 温度范围: -25°C+105°C
 Insulation resistance:1000MΩ min
 绝缘电阻: 1000MΩ Min
 Contact resistance:20mΩ Max
 接触电阻: 20mΩ Max

X3000	W	R	S	-XX	-LP	SW
①	②	③	④	⑤	⑥	⑦

- 1.Series No
- 2.Category:W-Wafer
- 3.Welding Board Angle:R-Stright 90°
- 4.Welding Way:S-SMT
- 5.Row No.Pin No:XX-03 Pin
- 6.Material:LP-LCP UL94V-0(Beige)
- 7.Plating:SW-Matte Tin Plating

X3000WRS-XX-LPSW	LCP	Phosphor Bronze	X3000F
PART NO	Material	Material(Pin)	Suitable XKB Female

广东星坤科技股份有限公司

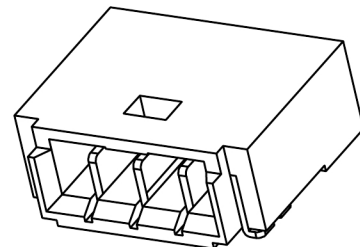
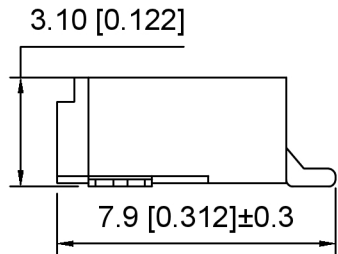
Δ姓	日期
Δ数	
ΔX	

文件工程章

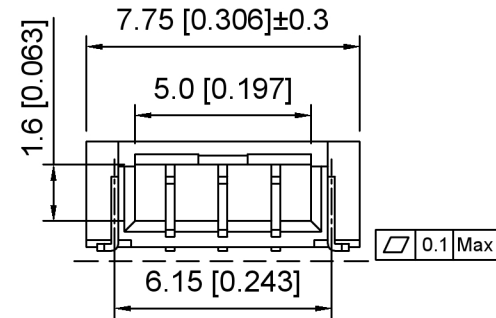
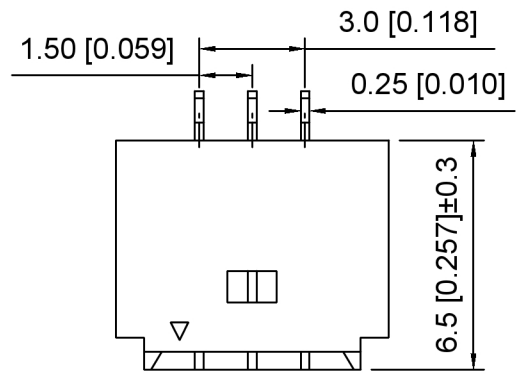
DESCRIPTION	DATE	REVISED	APPROVED	ANGLAR	±5°
REVISIONS				L ≤ 4	±0.2
				4 < L ≤ 16	±0.3
				16 < L ≤ 63	±0.4
				L > 63	±0.5
				UNSPECIFIED TOLERANCES	



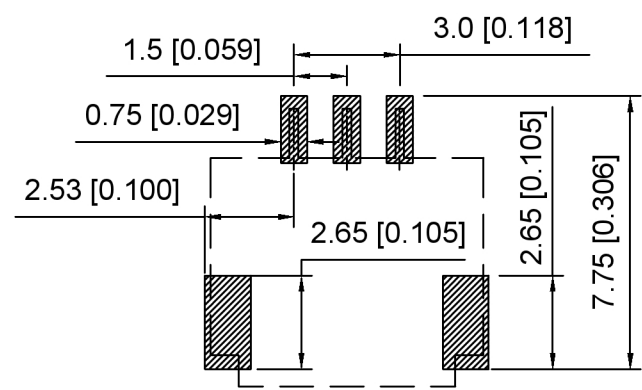
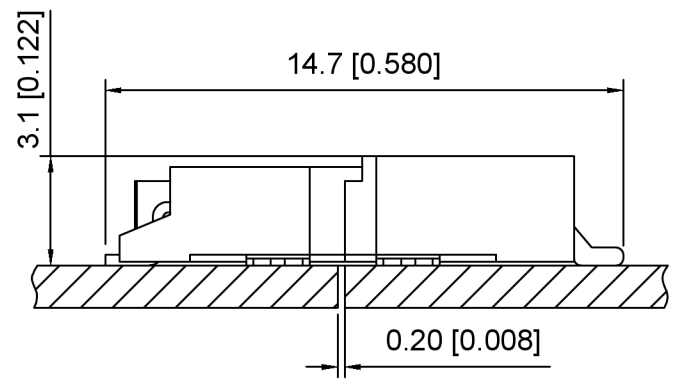
DSND	SCALE: N/A	MODEL TYPE: 3.0mm Crimp Style Connector		
DWN	VIEW:	PART NO.: X3000WRS-XX-LPSW		
CHKD	UNIT: mm/in	DWG NO.: X-X3000WRS-XX-LPSW		
APPD	SIZE: A4	WEIGHT	SHEET	REVISION
XKB INDUSTRIAL PRECISION CO., LIMITED			1/1	A0



Specifications:
 规格:
 Voltage rating: 150V AC/DC
 额定电压: 150V AC/DC
 Current rating: 1A AC/DC
 额定电流: 1A AC/DC
 Withstanding voltage: 1000V AC/minute
 耐受电压: 1000V AC/分钟
 Temperature range: -25°C +105°C
 温度范围: -25°C +105°C
 Insulation resistance: 1000MΩ min
 绝缘电阻: 1000MΩ Min
 Contact resistance: 20mΩ Max
 接触电阻: 20mΩ Max



X3000 F R S - XX - LP SW
 ① ② ③ ④ ⑤ ⑥ ⑦



1. Series No
2. Category: F-Female
3. Welding Board Angle: R-Straight 90°
4. Welding Way: S-SMT
5. Row No. Pin No: XX-03 Pin
6. Material: LP-LCP UL94V-0(Beige)
7. Plating: SW-Matte Tin Plating

Assembly Layout

Board Layout
 General Tolerance: ±0.05

X3000FRS-XX-LPSW	LCP	Phosphor Bronze	X3000W
PART NO	Material	Material(Pin)	Suitable XKB Wafer

广东星坤科技股份有限公司

Δ	日期
Δ	日期
Δ	日期

MARK	DESCRIPTION	DATE	REVISED	APPROVED
REVISIONS	UNSPECIFIED TOLERANCES			

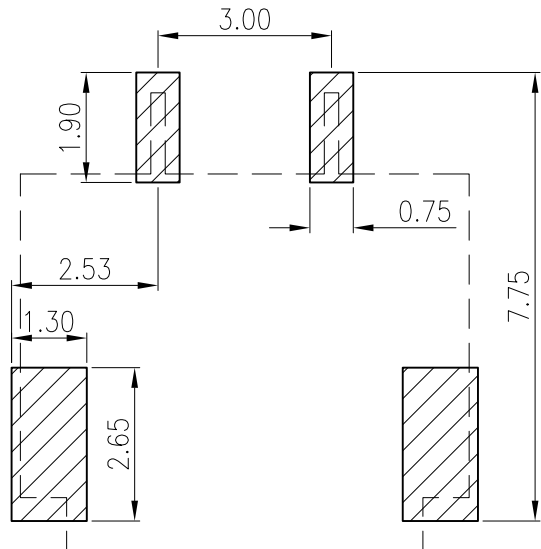
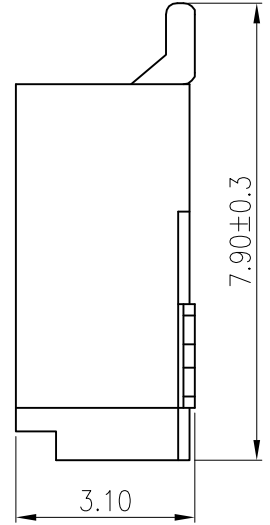
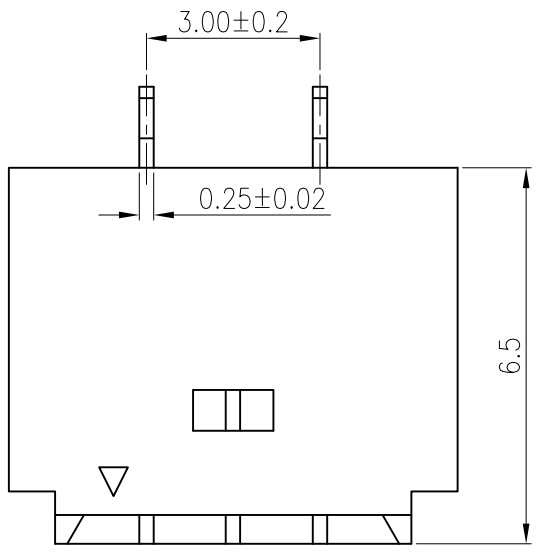
ANGLAR	±5°
L ≤ 4	±0.2
4 < L ≤ 16	±0.3
16 < L ≤ 63	±0.4
L > 63	±0.5



DSND	SCALE: N/A	MODEL TYPE: 3.0mm Crimp Style Connector
DWN	VIEW:	PART NO.: X3000FRS-XX-LPSW
CHKD	UNIT: mm/in	DWG NO.: X-X3000FRS-XX-LPSW
APPD	SIZE: A4	WEIGHT SHEET REVISION 1/1 A0

XKB INDUSTRIAL PRECISION CO., LIMITED

1 2 3 4 5 6 7 8

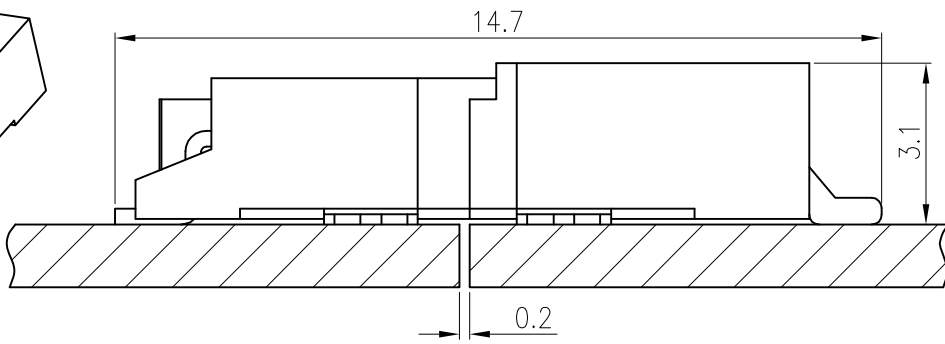
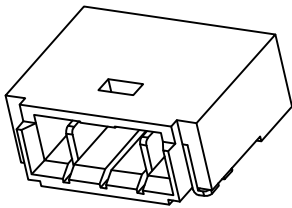
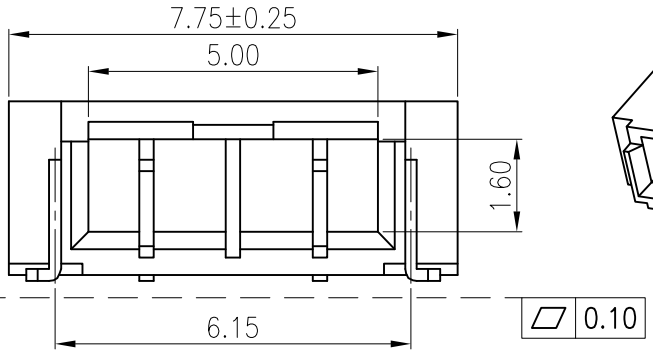


P.C.B Layout

- Specifications :
- Voltage rating: 150V AC / DC
 - Current rating: 1A AC / DC
 - Withstanding voltage: 1000V AC/minute
 - Temperature range: -25°C~+105°C
 - Insulation resistance: ≥1000MΩ
 - Contact resistance: ≤20mΩ

X3000W F -02-LPSW

- ① Series No
 ② Category: W-WAFER
 ③ Welding Board Angle: F-Female
 ④ Row No.-Pin No.: XX-Single Row
 ⑤ Material: LP -LCP 94V-0
 ⑥ Plating Category: SW-Fog Tin plating



X3000WF-02-LPSW	LCP UL 94V-0	Phosphor Bronze	Tin-Plated	Brass	Tin-Plated
PART NO	Material	Material(Pin)	Finish(Pin)	Material (Solder Tab)	Finish (Solder Tab)

For and on behalf of
XKB INDUSTRIAL PRECISION CO., LIMITED
 香港星坤工業精密有限公司

△ X					ANGULAR	±5°
△ X					L ≤ 4	±0.2
△ X					4 < L ≤ 16	±0.3
MARK	DESCRIPTION	DATE	REVISED	APPROVED	16 < L ≤ 63	±0.4
					L > 63	±0.5
					UNSPECIFIED TOLERANCES	

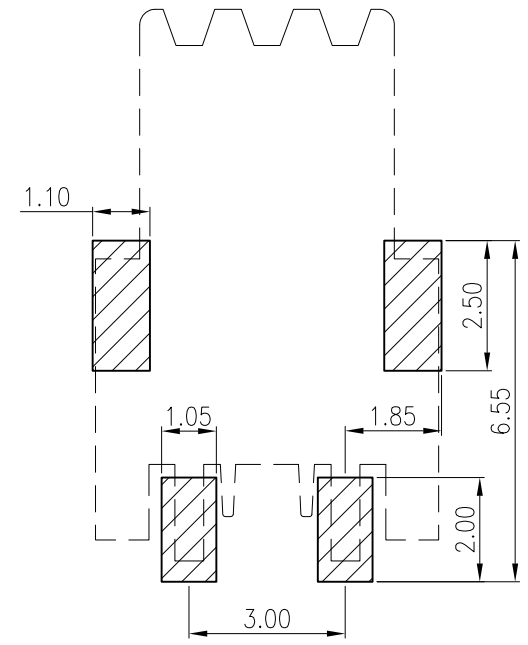
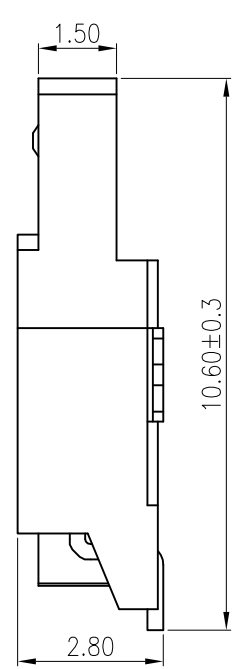
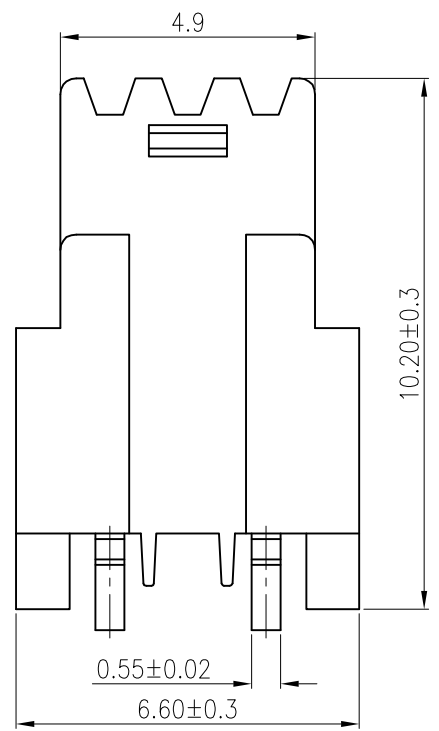
DSND		DATE		SCALE: N/A	MODEL TYPE: X3000WF-02-LPSW
DWN		DATE		VIEW:	PART NO.: 4.00mm BTB Style Connectors
CHKD		DATE		UNIT: mm	DWG NO.: X3000WF-02-LPSW
APPD		DATE		SIZE: A4	
					WEIGHT 1.0g
					SHEET 1/1
					REVISION A0

REVISIONS
 Authorized Signature(s)

XKB INDUSTRIAL PRECISION CO., LIMITED

1 2 3 4 5 6 7 8

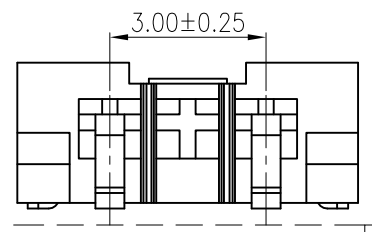
1 2 3 4 5 6 7 8



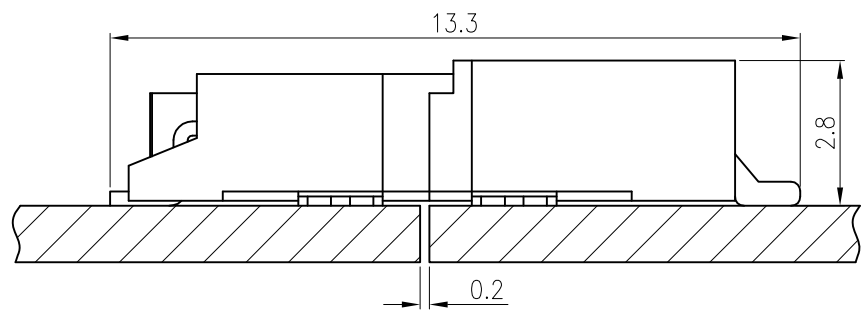
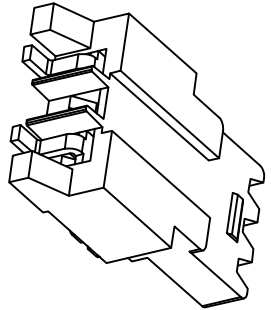
- Specifications :**
- Voltage rating: 150V AC / DC
 - Current rating: 1A AC / DC
 - Withstanding voltage: 1000V AC/minute
 - Temperature range: - 25°C~+105°C
 - Insulation resistance: ≥1000MΩ
 - Contact resistance: ≤20mΩ

X3000W M -02 -LP SW
 ① ② ③ ④ ⑤ ⑥

- ① Series No
- ② Category: W-WAFER
- ③ Welding Board Angle: M-Male
- ④ Row No.-Pin No.: XX-Single Row
- ⑤ Material: LP -LCP 94V-0
- ⑥ Plating Category: SW-Fog Tin plating



0.10



Assembly Layout

X3000WM-02-LPSW	LCP UL 94V-0	Phosphor Bronze	Tin-Plated	Brass	Tin-Plated
PART NO	Material	Material(Pin)	Finish(Pin)	Material (Solder Tab)	Finish (Solder Tab)

For and on behalf of
XKB INDUSTRIAL PRECISION CO., LIMITED
香港星坤工業精密有限公司

△ X					ANGULAR	±5°
△ X					L ≤ 4	±0.2
△ X					4 < L ≤ 16	±0.3
△ X					16 < L ≤ 63	±0.4
MARK					L > 63	±0.5
REVISIONS					UNSPECIFIED TOLERANCES	

DSND		DATE		SCALE: N/A	MODEL TYPE: X3000WM-02-LPSW	
DWN		DATE		VIEW:	PART NO.: 4.00mm BTB Style Connectors	
CHKD		DATE		UNIT: mm	DWG NO.:	
APPD		DATE		SIZE: A4	X3000WM-02-LPSW	
				WEIGHT	SHEET	REVISION
				1.0g	1/1	A0

XKB INDUSTRIAL PRECISION CO., LIMITED

1 2 3 4 5 6 7 8