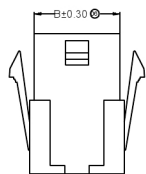
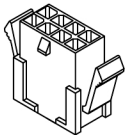
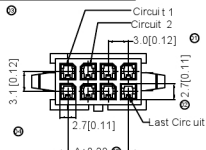
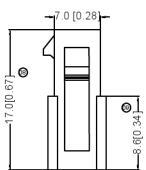


RoHS

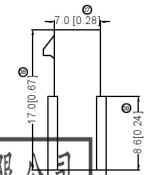
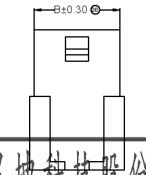
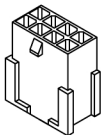
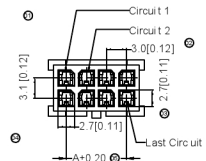
lead-free



With Ears



01P-02P



01P-02P

■ Specifications

- Voltage rating: 250V AC / DC
- Current rating: 5A AC / DC
- Withstanding voltage: 1000V AC/minute
- Temperature range: -25°C ~ +85°C
- Insulation resistance: ≥1000MΩ
- Contact resistance: ≤10mΩ
- After environmental testing : ≤20mΩ

X3025 H F-2*XX XX- N2 XX



- Series No.
- Category: H-HS G
- Welding Board Angle : F-Female HSG
- Row No.-Pin No.: 2*XX-2*01P~2*12P
- Plug the Pin & special No. : 1-Withou t Ears
G-With Ears
- Material: N2-PA66 9 4V-2
- Color: Blank-Natural Color



2X7PIN



2X8PIN



2X8PIN



2X5PIN



2X9PIN



2X4PIN



2X9PIN



2X3PIN



2X10PIN



2X3PIN



2X11PIN



2X2PIN



2X12PIN



2X1PIN

Poles	Dimensions(mm)		Poles	Dimensions(mm)	
	A	B		A	B
2*01	3.00	4.00	2*07	18.00	22.00
2*02	3.00	7.00	2*08	21.00	25.00
2*03	8.00	10.00	2*09	24.00	28.00
2*04	9.00	13.00	2*10	27.00	31.00
2*05	12.00	16.00	2*11	30.00	34.00
2*06	15.00	19.00	2*12	33.00	37.00

X3025HF-2*XX-G-N2	Nylon 66 94V-2	X3025TM	X3025HM	With Ears
X3025HF-2*XX-I-N2	Nylon 66 94V-2			Without Ears
PART NO	Material	Suitable SWB Terminal	Mates With KKB Housing	Note

DSND	DATE	SCALE: N/A	MODEL TYPE: X3025HF-2*XX-G-N2
DWNN	DATE	VIEW:	PART NO.: 3.00 mm Crimp Style Connectors
CHKD	DATE	UNIT: mm/in	DWG NO.:
APPD	DATE	SIZE: A4	
XKB INDUSTRIAL PRECISION CO.,LIMITED			WEIGHT 1.0g SHEET 1/1 REVISION A0

广东星坤科技股份有限公司
Guangdong Xingchun Technology Co., Ltd.

生 日期
發 日期

文件工程章
REVISIONS
DATE REVISED APPROVED UNSPECIFIED TOLERANCES

www.heloxkb.com