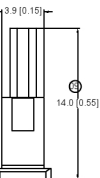
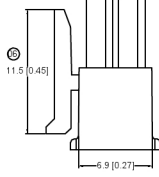
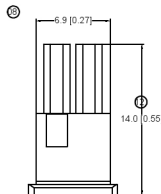


2\*03P-2\*12P



2\*01P



2\*02P

### Specifications :

- Voltage rating: 250V AC / DC
- Current rating: 5A AC / DC
- Withstanding voltage: 1000V AC/minute
- Temperature range: -25°C~+85°C
- Insulation resistance: ≥1000MΩ
- Contact resistance: ≤10mΩ
- After environmental testing : ≤20mΩ

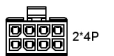
X3025 H M-2\*XX XX-N2 XX

① ② ③ ④ ⑤ ⑥ ⑦ ⑧

- ① Series No.
- ② Category : H-HSG
- ③ Welding Board Angle : M-Male H SG
- ④ Row No -Pin No.: 2\*XX-2\*01P-2\*12P
- ⑤ Plug the Pin & special No. ;
- ⑥ Material: N2-P A66 94V-2;
- ⑦ Color : Blank-Natural Color



2\*1P



2\*4P



2\*7P



2\*10P



2\*2P



2\*5P



2\*8P



2\*11P

Poles	Dimensions(mm)		Poles	Dimensions(mm)	
	A	B		A	B
2*01			2*07	18.00	21.85
2*02	3.00		2*08	21.00	24.85
2*03	6.00	9.85	2*09	24.00	27.85
2*04	9.00	12.85	2*10	27.00	30.85
2*05	12.00	15.85	2*11	30.00	33.85
2*06	15.00	18.85	2*12	33.00	36.85

X3025HM-2*XX-N2	Nylon 66 94V-2	X3025TF	X3025W
PART NO	Material	Suitable SVWG Terminal	Mates With XK B Wafer

广东星科科技股份有限公司



2\*9P



2\*12P

生 日期

文件工程章

REVISIONS	DATE	REVISED	APPROVED	UNSPECIFIED TOLERANCES
			XKB	
			ANGULAR	±5°
			L ≤ 4	±0.2
			4 < L ≤ 16	±0.3
			16 < L ≤ 63	±0.4
			L > 63	±0.5

DSND	DATE	SCALE: N/A	MODEL TYPE:
DWN	DATE	VIEW:	X3025HM-2*XX-N2
CHKD	DATE	UNIT: mm/in	PART NO.: 3.00 mm Crimp Style Connectors
APPD	DATE	SIZE: A4	DWG NO.:
XKB INDUSTRIAL PRECISION CO., LIMITED			WEIGHT 1.0g
			SHEET 1/1
			REVISION A0