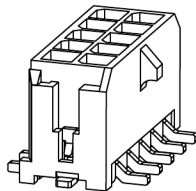
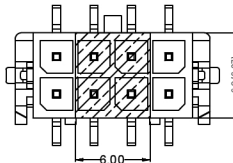
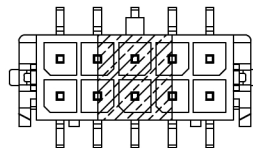
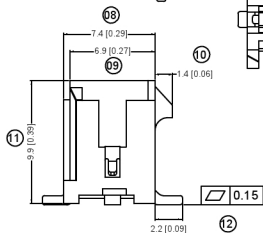
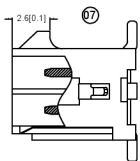


P.C.B. LAYOUT



■ Specifications :

- Voltage rating: 250V AC / DC
- Current rating: 5A AC / DC
- Withstanding voltage: 1000V AC/minute
- Temperature range: -25°C→+85°C
- Insulation resistance: ≥1000MΩ
- Contact resistance: ≤10mΩ
- After environmental testing : ≤20mΩ

X3025 W V S-2*XX D-LP XX XX



- ① Series No.
- ② Category : W-wafer
- ③ Weiding Board Angle: V- Stright 180°
- ④ Weiding Way: S-SMT
- ⑤ Row No.,Pin No.: 2*XX-2*01P-2*12P
- ⑥ Plug the Pin & Special No.: D-Solder Tabs
- ⑦ Material : LP-LCP 94V-0
- ⑧ Planing Category: SN-Bright tin plating ; SW-Matte Tin plating
- ⑨ Color : Blank -Natural color

Poles	Dimensions(mm)		Poles	Dimensions(mm)	
	A	B		A	B
2*01	—	6.65	2*07	18.00	24.65
2*02	3.00	9.65	2*08	21.00	27.65
2*03	6.00	12.65	2*09	24.00	30.65
2*04	9.00	15.65	2*10	27.00	33.65
2*05	12.00	18.65	2*11	30.00	36.65
2*06	15.00	21.65	2*12	33.00	39.65

X3025WVS-2*XX D-LP SW	LCP UL 94V-0	Brass	Matte tin	Brass	Matte tin	X302SH
PART NO	Material	Material(Pin)	Finish(Pin)	Material (Solder Tabs)	Finish (Solder Tabs)	Mates With XKB Housing

广东星坤科技股份有限公司

生 日期

文件工程章

REVISIONS
www.heloxkb.com

XKB	ANGULAR	±5°
L ≤ 4		±0.2
4 < L ≤ 16		±0.3
16 < L ≤ 63		±0.4
L > 63		±0.5

UNSPECIFIED TOLERANCES

DSND	DATE	SCALE: NA	MODEL TYPE:
DWNN	DATE	VIEW:	X3025WVS-2*XXD-LP SW
CHKD	DATE	UNIT: mm/in	PART NO.:
APPD	DATE	SIZE: A4	3.00 mm Crimp Style Connectors
			DWG NO.:
XKB INDUSTRIAL PRECISION CO., LIMITED			WEIGHT
			1.0g
			SHEET
			1/1
			REVISION
			A0