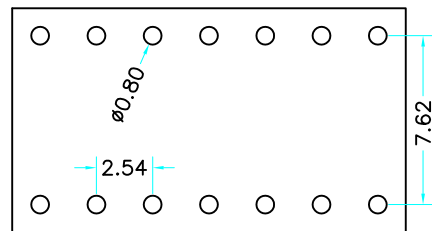
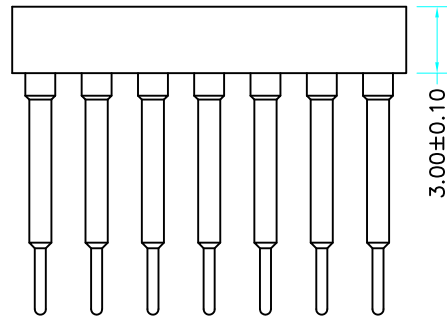
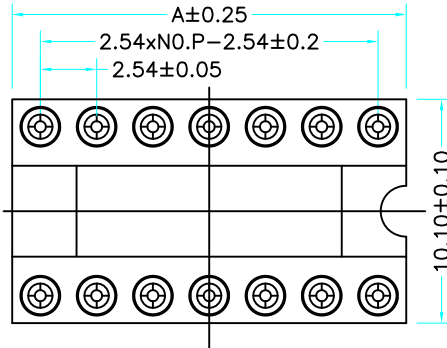
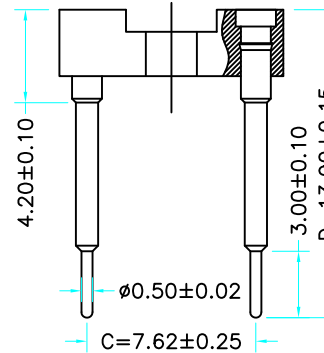


Poles	Dimenslons(mm) A
2*02	5.08
2*03	7.62
2*04	10.16
2*05	12.70
2*06	15.24
2*07	17.78
2*08	20.32
2*09	22.86
2*10	25.40
2*12	30.48
2*14	35.56
2*16	40.64
2*20	50.80
2*21	53.34
2*24	60.96
2*25	63.50



Recommended P. C. B  
Layout ( $\pm 0.05$ )



Technical Data

Pin(outer sleeve):Brass,machined CuZn38Pb2  
 Clip(Contact 4 Finger):Beryllium copper,heat teated  
 Insulator:PBT UL94V-0 colour:black  
 Tin Plated:22m"/80u"Ni,5um/200u"Sn  
 Gold Plated:2um"/80u"Ni,GF  
 Current rating:3Amps  
 Contact resistance:max 10m Ω  
 Dielectric strength:min 1000V RMS  
 Operating temperature:-40°C to+105°C

X5621 F V-2\*XX-C762 D1390

- ① ② ③ ④ ⑤ ⑥

- ① Series.N0.
- ② Category : F-Female
- ③ Welding Board Angle : V-Straight 180°
- ④ Row No-Pin No:2\*XX-03,04,05,06,07,08,09,10,12,14,16, 20,21,24,25
- ⑤ Plastic Height :C=7.62mm
- ⑥ Pin Length :D:1390=13.90mm;42=4.2mm;74=7.40mm;  
 7.43=7.43mm;92=9.20mm;1020=10.20mm;1120=11.20mm;  
 1150=11.50mm;1170=11.70;1220=12.20mm;1340=13.40mm  
 1370=13.70mm;1420=14.20mm;1520=15.20mm;1620-16.20mm  
 1780=17.80mm;1820=18.20mm

X5621FV-2*XX-C762D1390	PBT 94V-0	Brass	Tin Gold 1u"	X5621F
PART NO	Material	Material(Terminal)	Finish(Terminal)	Mates With XKB Pin Header

REVISIONS					UNSPECIFIED TOLERANCES	DSND	DATE	SCALE: N/A	MODEL TYPE:		
ΔX					ANGLAR			VIEW:	PART NO.:		
ΔX					L ≤ 4			UNIT: mm	DWG NO.:		
ΔX					4 < L ≤ 16			SIZE: A4	X5621FV-2*XX-C762D1390		
MARK	DESCRIPTION	DATE	REVISED	APPROVED	16 < L ≤ 63						
					L > 63						
www.xk-dg.cn www.helloxkb.com www.helloxkb.cn					XKB INDUSTRIAL PRECISION CO.,LIMITED				WEIGHT	SHEET	REVISION
									1.0g	1/1	A0