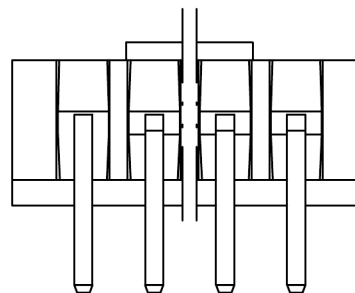
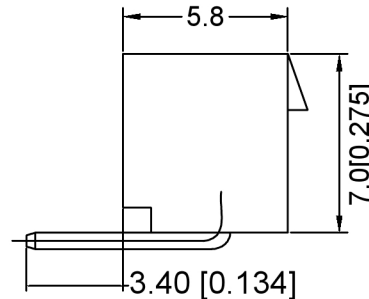
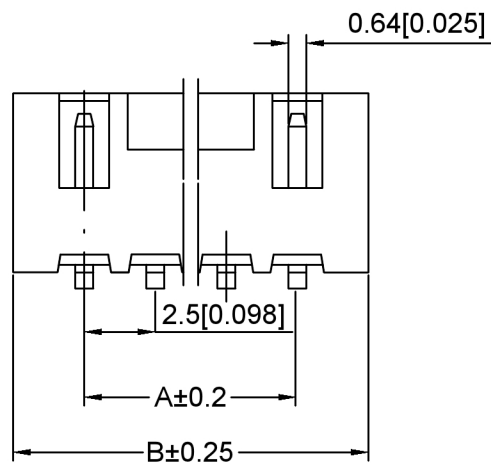


P.C.B LAYOUT



Specifications: XKB
 规格:
 Voltage rating:250V AC/DC
 额定电压: 250V AC/DC
 Current rating:3A AC/DC
 额定电流: 3A AC/DC XKB
 Withstanding voltage:1000V AC/minute
 耐受电压: 1000V AC/分钟
 Temperature range:-40°C-+85°C
 温度范围: -40°C-+85°C
 Insulation resistance:≥500MΩ
 绝缘电阻: ≥500MΩ
 Contact resistance:≤20mΩ
 接触电阻: ≤20mΩ XKB
 After environmental testing:≤30mΩ
 环境测试后: ≤30兆欧

X8821 WR - XX SL - N0 SN
 ① ②③ ④ ⑤ ⑥ ⑦

- ①Series No.
- ②Category:W-WAFER
- ③Welding Board Angle: R-Right Angle 90°
- ④ Row No.Pin No.: XX-Single Row;
- ⑤Plug the Pin&Special No.:
s-Without Positioning:L-With Lock
- ⑥Material: N0-PA66 94V-0
- ⑦Plating Category: SN-Bright Tin Plating

Circuits	Dimension mm			Circuits	Dimension mm		
	A	B	C		A	B	C
2	2.50	7.50	6.00	10	22.50	27.50	26.00
3	5.00	10.00	8.50	11	25.00	30.00	28.50
4	7.50	12.50	11.00	12	27.50	32.50	31.00
5	10.00	15.00	13.50	13	30.00	35.00	33.50
6	12.50	17.50	16.00	14	32.50	37.50	36.00
7	15.00	20.00	18.50	15	35.00	40.00	38.50
8	17.50	22.50	21.00				
9	20.00	25.00	23.50				

X8821WR-XXSL-N0SN	Nylon 66 UL 94V-0	Brass	Tin-Plated	X8821H-L
PART NO	Material	Material(Pin)	Finish(Pin)	Mates With XKB Housing

广东星坤科技股份有限公司
 文件工程章

MARK	DESCRIPTION	DATE	REVISED	APPROVED	ANGLAR	±5°
Δx					L ≤ 4	±0.2
Δx					4 < L ≤ 16	±0.3
Δx					16 < L ≤ 63	±0.4
					L > 63	±0.5
					UNSPECIFIED TOLERANCES	



DSND		SCALE: N/A	MODEL TYPE: 2.5mm Crimp Style Connector
DWN		VIEW:	PART NO.: X8821WR-XXSL-N0SN
CHKD		UNIT: mm/in	DWG NO.: X-X8821WR-XXSL-N0SN
APPD		SIZE: A4	WEIGHT SHEET REVISION 1/1 A0

XKB INDUSTRIAL PRECISION CO., LIMITED