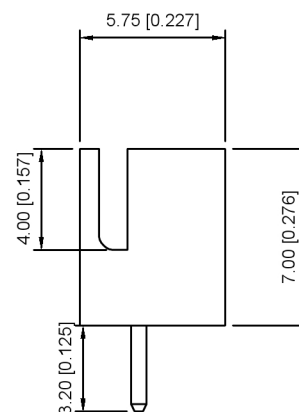
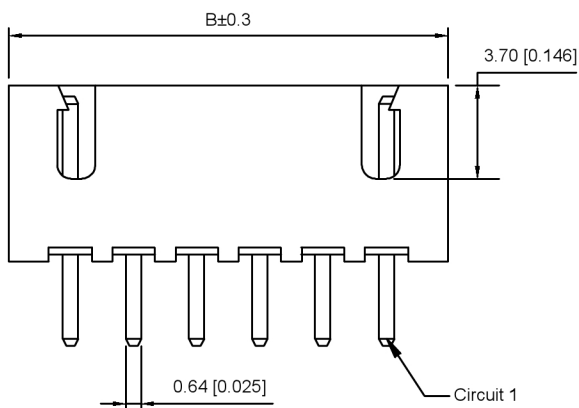


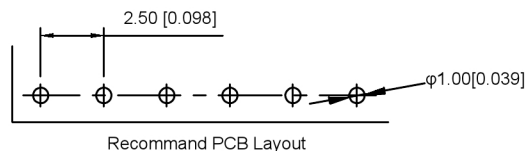
■ Specifications :

- Voltage rating: 250V AC / DC
- Current rating: 3A AC / DC
- Withstanding voltage: 1000V AC/minute
- Temperature range: -40°C~+85°C
- Insulation resistance: $\geq 1000M \Omega$
- Contact resistance: $\leq 10m\Omega$
- After environmental testing : $\leq 20m\Omega$



X8821 W V-XX - XX SN
① ② ③ ④ ⑤ ⑥

- ① Series No.
- ② Category : W-WAFER
- ③ Wedding Board Angle : V-Stright 180°
- ④ Row No.-Pin No.: XX-02P~20P
- ⑤ Material : N0-PA66;46-PA46 94V-0
- ⑥ Plating Category: Sn-Bright Tin Plating



Poles	Dimensions(mm)		Poles	Dimensions(mm)	
	A	B		A	B
02	2.50	7.50	12	27.50	32.50
03	5.00	10.00	13	30.00	35.00
04	7.50	12.50	14	32.50	37.50
05	10.00	15.00	15	35.00	40.00
06	12.50	17.50	16	37.50	42.50
07	15.00	20.00	17	40.00	45.00
08	17.50	22.50	18	42.50	47.50
09	20.00	25.00	19	45.00	50.00
10	22.50	27.50	20	47.50	52.50
11	25.00	30.00			

X8821WV-XX-46SN	PA46 UL 94V-0	Brass	Tin-Plated	X8821H
X8821WV-XX-N0SN	Nylon 66 UL 94V-0			
PART NO	Material	Material(pin)	Finish(pin)	Suitable XKB Terminal

广东星坤科技股份有限公司

MARK	DESCRIPTION	DATE	REVISED	APPROVED
Δx				
Δx				
Δx				

文件工程章

REVISIONS	UNSPECIFIED TOLERANCES
ANGULAR	±5°
L ≤ 4	±0.2
4 < L ≤ 16	±0.3
16 < L ≤ 63	±0.4
L > 63	±0.5

DSND		DATE		SCALE: N/A
DWN		DATE		VIEW:
CHKD		DATE		UNIT: mm/in
APPD		DATE		SIZE: A4
XKB INDUSTRIAL PRECISION CO., LIMITED				

MODEL TYPE: 2.5mm Crimp Style Connectors		
PART NO.: X8821WV-XX-XXSN		
DWG NO.: X-X8821WV-XX-XXSN		
WEIGHT	SHEET	REVISION
	1/1	A0