

1 2 3 4 5 6 7 8

A

B

C

D

E

F

A

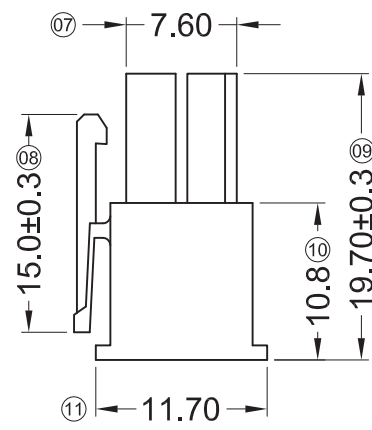
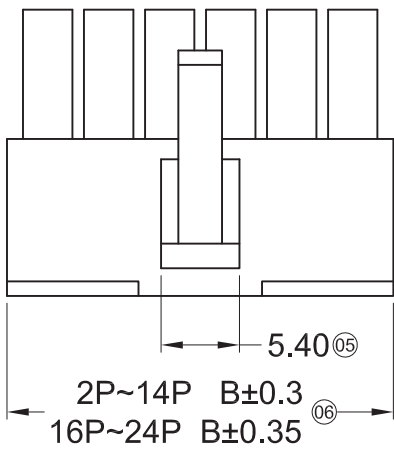
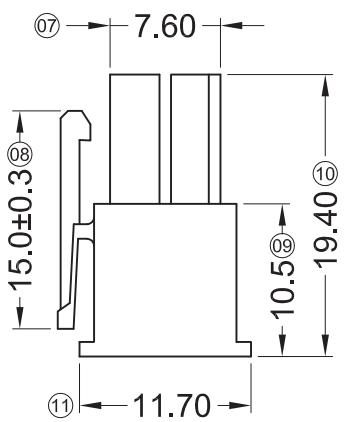
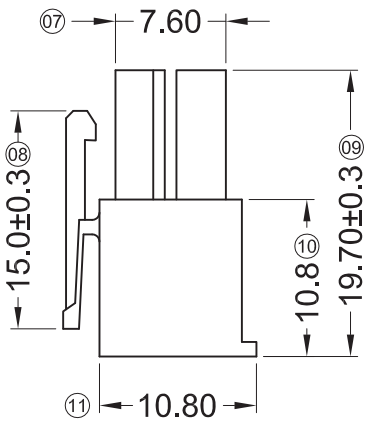
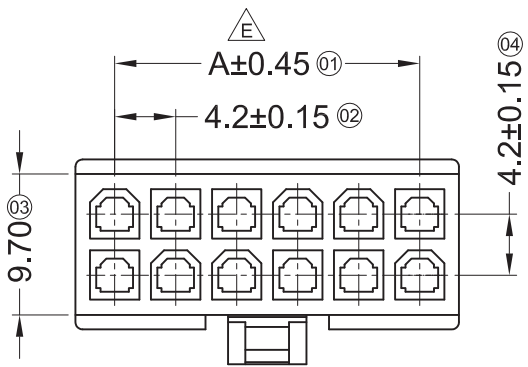
B

C

D

E

F



Specifications :

- Voltage rating: 600V AC / DC
- Current rating: 9A AC / DC
- Withstanding voltage: 1500V AC/minute
- Temperature range: -25°C~+85°C
- Insulation resistance: ≥1000MΩ
- Contact resistance: ≤10mΩ
- After environmental testing: ≤20mΩ

X9357 H M-2*XX XX-XX XX

① ② ③ ④ ⑤ ⑥ ⑦

- ① Series No.
- ② Category: H-HSG
- ③ Welding Board Angle: M-Male HSG
- ④ Row No.-Pin No.: 2*XX-2*01P~2*12P
- ⑤ Plug the Pin & special No.:
- ⑥ Material: N0-PA66 94V-0; N2-PA66 94V-2
- ⑦ Color: Blank-Natural Color ; BK-Black

Poles	Dimensions(mm)		Poles	Dimensions(mm)	
	A	B		A	B
2*01	/	5.50	2*07	25.20	30.70
2*02	4.20	9.70	2*08	29.40	34.90
2*03	8.40	13.90	2*09	33.60	39.10
2*04	12.60	18.10	2*10	37.80	43.30
2*05	16.80	22.30	2*11	42.00	47.50
2*06	21.00	26.50	2*12	46.20	51.70

△ D	Part No	Material	Suitable XKB Terminal	Suitable XKB Terminal
	X9357HM-2*XX-N2BK	Nylon 66 94V-2 Black	X9357TF	X9357W Or 9357H
	X9357HM-2*XX-LP	LCP 94V-0		
	X9357HM-2*XX-N2	Nylon 66 94V-2		
	X9357HM-2*XX-N0	Nylon 66 94V-0		
	PART NO	Material	Suitable XKB Terminal	Suitable XKB Terminal

For and on behalf of
XKB INDUSTRIAL PRECISION CO., LIMITED
 香港星坤工業精密有限公司

MARK	DESCRIPTION	DATE	REVISED	APPROVED	UNSPECIFIED TOLERANCES
△ X					ANGULAR ±5°
△ X					L ≤ 4 ±0.2
△ X					4 < L ≤ 16 ±0.3
					16 < L ≤ 63 ±0.4
					L > 63 ±0.5

DSND	DATE	SCALE: N/A	MODEL TYPE:
DWN	DATE <td>VIEW: </td> <td>X9357HM-2*XX-XX</td>	VIEW:	X9357HM-2*XX-XX
CHKD	DATE <td>UNIT: mm</td> <td>4.20mm Crimp Style Connectors</td>	UNIT: mm	4.20mm Crimp Style Connectors
APPD	DATE <td>SIZE: A4</td> <td>DWG NO.:</td>	SIZE: A4	DWG NO.:
		WEIGHT	SHEET
		1.0g	1/1
		REVISION	A0

REVISIONS
 Authorized Signature(s)

XKB INDUSTRIAL PRECISION CO., LIMITED

1 2 3 4 5 6 7 8