

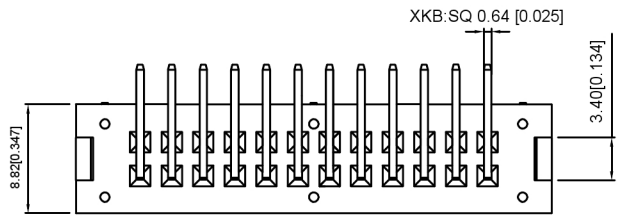
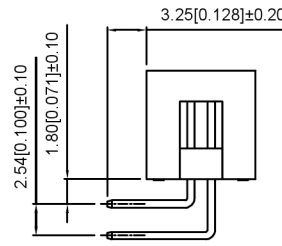
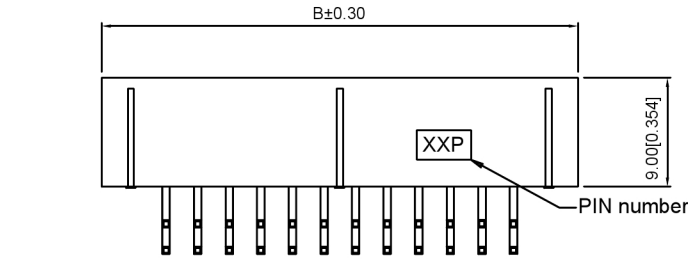
Specifications:

规格:
Voltage rating:250V AC/DC
Current rating:3A AC/DC
Withstanding voltage:1500V AC/minute
耐电压: 1500V AC/分钟
Temperature range:-25℃~+85℃
温度范围: -25℃~+85℃
Insulation resistance:≥1000MΩ
绝缘电阻: ≥1000MΩ
Contact resistance:≤20mΩ
接触电阻: ≤20mΩ
After environmental testing:≤30mΩ
环境测试后: ≤30兆欧

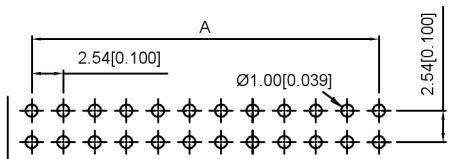
X9555 W R X-2xXX X-6T V01 XX

① ②③④ ⑤ ⑥⑦ ⑧ ⑨

1. Series No
2. Category:W-wafer
3. Welding Board Angle:R-Right Angle 90°
4. Welding Way:Blank-DIP
5. Row No-Pin No:2xXX-2x02P~2x32P
6. Plug the Pin&Special No:
7. Material:6T-PA6T 94V-0
8. Planting Category:V01-All Gold Flash
V05-All 5u" Gold
9. Color:Blank-Natural Color



poles	Dimensions(mm)		poles	Dimensions(mm)	
	A	B		A	B
2x02	2.54	12.68	2x12	27.94	38.25
2x03	5.08	15.22	2x13	30.50	40.65
2x04	7.62	17.76	2x15	35.56	45.80
2x05	10.16	20.30	2x17	40.64	50.78
2x06	12.70	22.84	2x20	48.26	58.40
2x07	15.24	25.38	2x25	60.86	71.10
2x08	17.78	27.92	2x30	73.70	84.15
2x09	20.32	30.46	2x32	78.74	89.00
2x10	22.86	33.00			



Recommended PCB Layout
 General Tolerance:±0.05

X9555WR-2xXX-6TV 05	PA6T UL 94V-0	Brass	5u"Gold	X9555H
X9555WR-2xXX-6TV 01			Gold-Flash	
PART NO	Material	Material(Pin)	Finish(Pin)	Suitable XKB Terminal

广东星坤科技股份有限公司

日期
 文件工程章

REVISIONS	DATE	REVISED	APPROVED	DESCRIPTION

ANGULAR	±5°
L ≤ 4	±0.2
4 < L ≤ 16	±0.3
16 < L ≤ 63	±0.4
L > 63	±0.5
UNSPECIFIED TOLERANCES	

XKIB

DSND	SCALE: N/A	MODEL TYPE: Wire to board connector
DWN	VIEW:	PART NO.: 2.54mm Crimp Style Connectors
CHKD	UNIT: mm/in	DWG NO.: X9555WR-2xXX-6TV01
APPD	SIZE: A4	WEIGHT SHEET REVISIT 1/1 A0

XKB INDUSTRIAL PRECISION CO., LIMITED