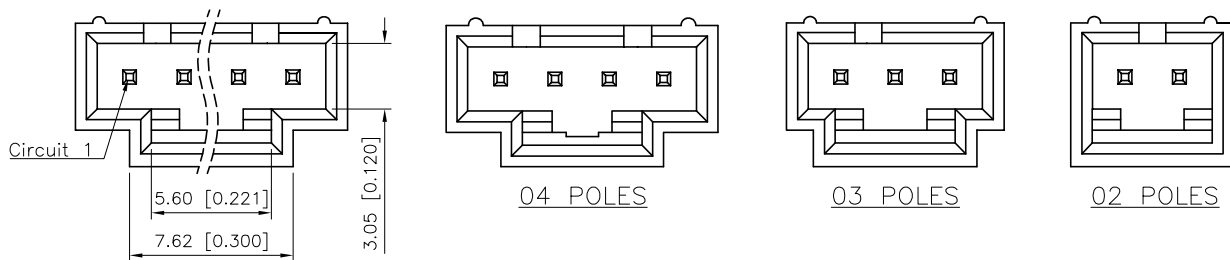
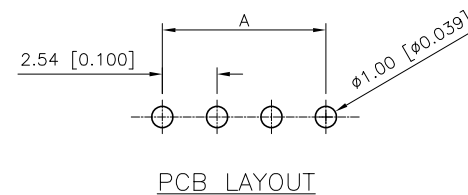
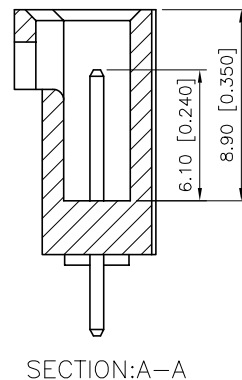
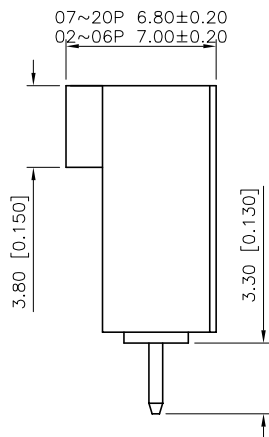
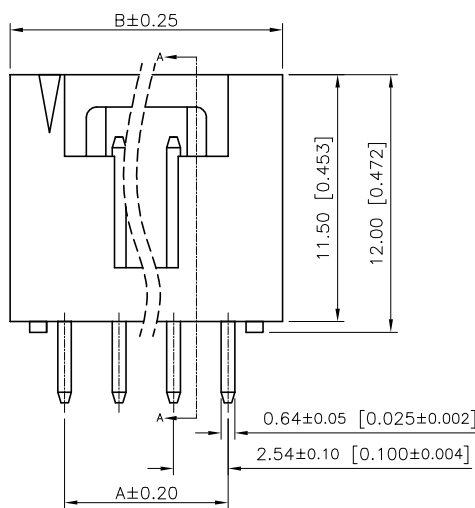


REVISIONS					
REV.	ECN NO.	LOCATION	DESCRIPTION	DATE	DESIGN
A0	N/A		INITIAL RELEASE	2024.02.29	



Specifications (规格):

1. Voltage rating (额定电压): 250V AC DC
2. Current rating (额定电流): 3.0A AC/DC
3. Withstanding voltage (耐压值): $\geq 1500V$ AC/minute
4. Insulation resistance (绝缘电阻): $1000M\Omega$ Min
5. Contact resistance (绝缘电阻): $20m\Omega$ Max
6. Temperature range (使用温度): $-25^{\circ}C \sim +85^{\circ}C$



PART NO.:

X9556 W V-XX-NO V01
 ① ② ③ ④ ⑤ ⑥

- ① Series No
 - ② Category: W-Wafer
 - ③ Welding Board Angle: V-Straight 180°
 - ④ Row No-Pin: XX-02P~20P
 - ⑤ Material: NO-PA66 UL94V-0
 - ⑥ Plating: V-Gold Plated
- 01-Gold Flash; 02-2u" Au; 03-3u" Au;
 05-5u" Au; 10-10u" Au; 15-15u" Au;

NUMBER OF POSITIONS	DIM.A	DIM.B	NUMBER OF POSITIONS	DIM.A	DIM.B
02	2.54	7.62	12	27.94	33.02
03	5.08	10.16	13	30.48	35.56
04	7.62	12.70	14	33.02	38.10
05	10.16	15.24	15	35.56	40.64
06	12.70	17.78	16	38.10	43.18
07	15.24	20.32	17	40.64	45.72
08	17.78	22.86	18	43.18	48.26
09	20.32	25.40	19	45.72	50.80
10	22.86	27.94	20	48.26	53.34
11	25.40	30.48			

X9556WV-XX-NOV01	PA66 UL 94V-0	BRASS	Au PLATED	X9556H
PART NO.	MATERIAL	MATERIAL(PIN)	FINISH(PIN)	Suitable XKB Terminal

ANGLAR	±5°
X.	±0.40
X.x	±0.30
X.xx	±0.20
X.xxx	±0.15
UNSPECIFIED TOLERANCES	



DESIGN	桑 葦	VIEW:		MODEL TYPE:	2.54mm Crimp Style Connector
CHECKED		UNIT:	mm/in	PART NO.:	X9556WV-XX-NOV01
APPROVED		SIZE:	A4	DWG NO.:	

XKB INDUSTRIAL PRECISION CO., LIMITED

SCALE	PAGE	REVISION
N/A	1/1	A0