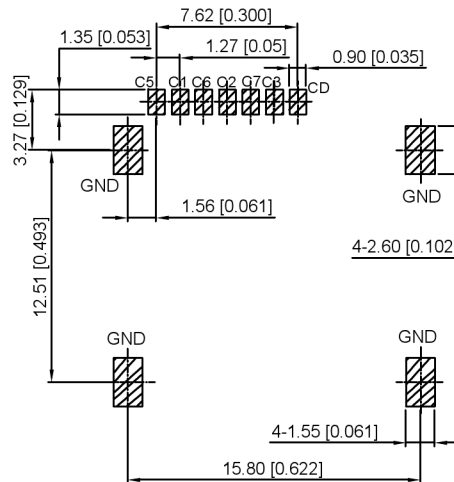
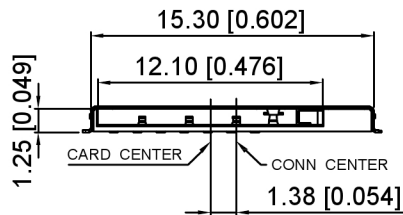
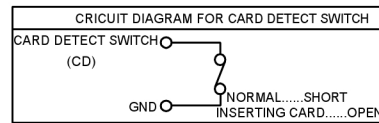
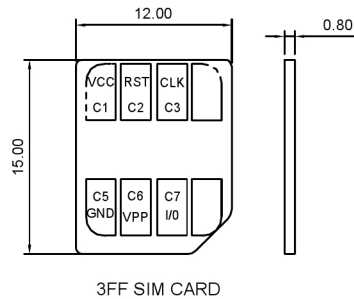


NOTES:
1) MATERIAL:
HOUSING: LCP, PLASIC UL 94V-0
CONTACT: COPPER ALLOY
SHELL: STAINLESS STEEL
2) FINISH:
CONTACT: GOLD FLASH PLATED ON CONTACT AREA;
GOLD FLASH PLATED ON SOLDER TAILS.
3) PART NO.:
XKSMO-003-X
└─ 1: GOLD PLATED G/F



③	Shell	1	SUS	
②	Terminal	7	COPPER ALLOY	
①	Housing	1	HI-TEMP. PLASIC UL 94V-0	BLACK
ITEM	PAPT NAMF	QTY	MATERIAL	FINISHING



SIM pin Assignment	
PIN#	Name
C1	VCC
C2	RST
C3	CLK
C5	GND
C6	VPP
C7	I/O

■ CIRCUIT TRACE KEEP OUT AREA
■ SMT SOLDER AREA

THERE SHOULD NOT BE ANY CIRCUITRIES IN THE LAYOUT SPACE OF THE PRODUCTS.

RECOMMENDED PCB LAYOUT
GENERAL TOLERANCE ±0.05

广东星坤科技股份有限公司

ΔX	日期
ΔX	日期
ΔX	日期
MARK	DESCRIPTION

文件工程章

REVISIONS	DATE	REVISED	APPROVED	UNSPECIFIED TOLERANCES
				ANGULAR ±5°
				L ≤ 4 ±0.2
				4 < L ≤ 16 ±0.3
				16 < L ≤ 63 ±0.4
				L > 63 ±0.5



XKB INDUSTRIAL PRECISION CO., LIMITED

DSND	SCALE: N/A	MODEL TYPE: SIM CARD CONN
DWN	VIEW:	PART NO.:
CHKD	UNIT: mm/in	DWG NO.:
APPD	SIZE: A4	XKSIM-002-P7
	WEIGHT	SHEET
		1/1
	REVISION	A0