

規格承認書

PECIFICATION FOR APPROVAL

客 戶
CUSTOMER : _____
項 目
ITEM : 驻极体电容咪头 (ECM)
型 號
TYPE : GMI6027-2C30-66dB
描述
DESCRIPTION : $\phi 6.0 \times 2.7 \text{ MM}$ 焊点双电容 -30-66 dB 2V $\leq 2.2\text{K}\Omega$ S/N: $\geq 58 \text{ dB}$
客戶料號
CUSTOMER NO. : _____
規 格 書 號
SPECIFICATION NO.: _____
版 本
EDITION NO. : V1.0
日 期
DATE : _____

客戶承認

CUSTOMER CONFIRM AND SIGN

檢 查 TESTED BY	審 核 CHECKED BY	承 認 APPROVED BY

東莞市贏海電子有限公司

DONGUAN INGHAI ELECTRONICS CO.,LTD

製 作 ISSUED BY	審 查 CHECKED BY	確 認 APPROVED BY
周明	陈铭	

地址：廣東省東莞市長安鎮上沙管理區新春路 1 號新春科技園 1001 號

電話 / TEL: 0769-83060958 傳真 / FAX: 0769-81608993

網址: [HTTP://WWW.INGHAI.COM](http://www.inghai.com)

A. SCOPE

This specification applies electret condenser microphone, GMI6027-2C30-66dB

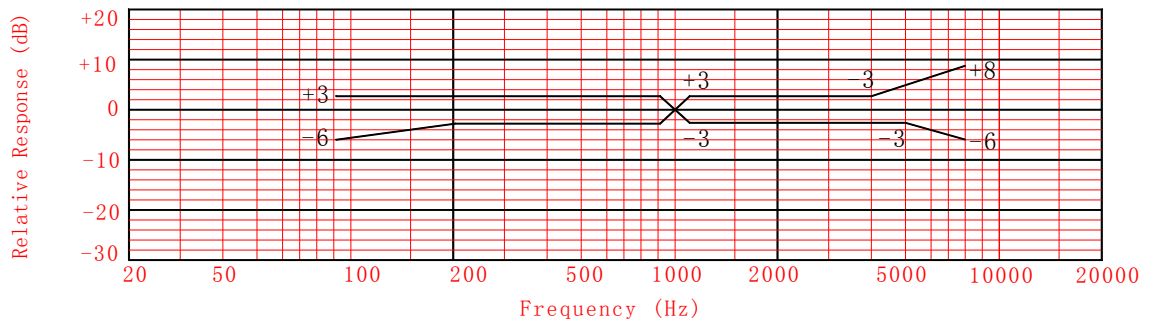
B. SPECIFICATION

■ Test condition: $R_L=2.2K\Omega$ $V_S=2.0V$ $TEMP=25^{\circ}C\pm 2^{\circ}C$ Related humidity= $65\pm 5\%$

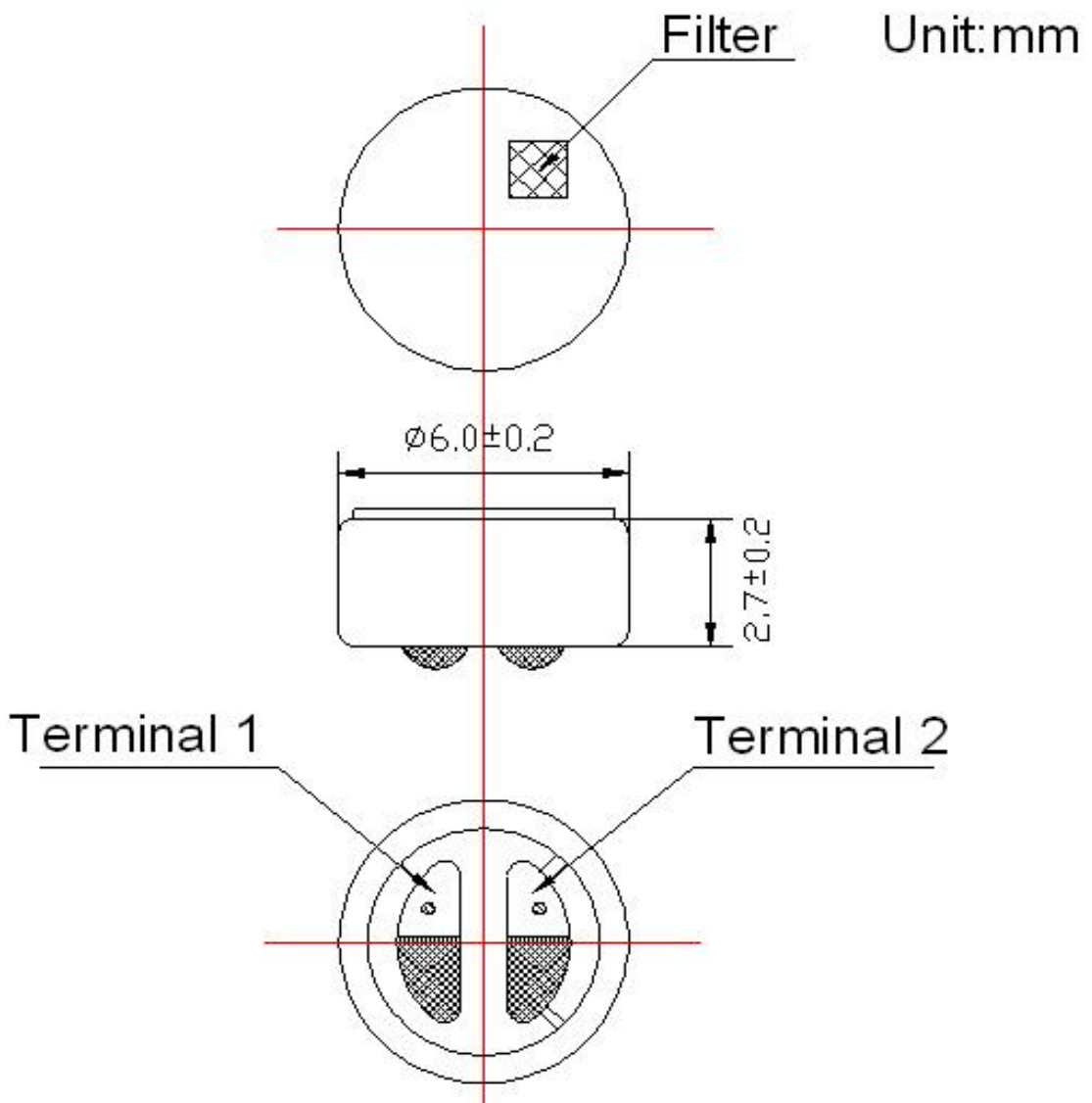
No.	Item	Symbol	Unit	Specification	Condition
1	Directivity			Omnidirectional	
2	Sensitivity	S	dB	-30-66±3	0dB=1V/Pa 1KHz
3	Standard operating voltage	V_s	V	2.0	
4	Output impedance	Z_{out}	K Ω	≤2.2	
5	Frequency		Hz	50-10000	
6	Max operating voltage		V .	10	
7	Sensitivity reduction	Δ S-V_s	dB	-3	V _s =1.5VDC to 3VDC
8	Max. current consumption	I_{DSS}	mA	≤0.5	
9	Signal to noise ration	S/N	dBA	≥58	
10	Max. Sound Pressure Level	S.P.L	dB	110	
11	Operation temp.		°C	-20 ~+60	
12	Storage temp.		°C	-30 ~+70	
13	Dimension		mm	ϕ 6.0 x 2.7	See appearance drawing
14	Terminal			Terminal	See appearance drawing

C. TYPICAL FREQUENCY RESPONSE CURVE

全指向性



D. APPEARANCE DRAWING

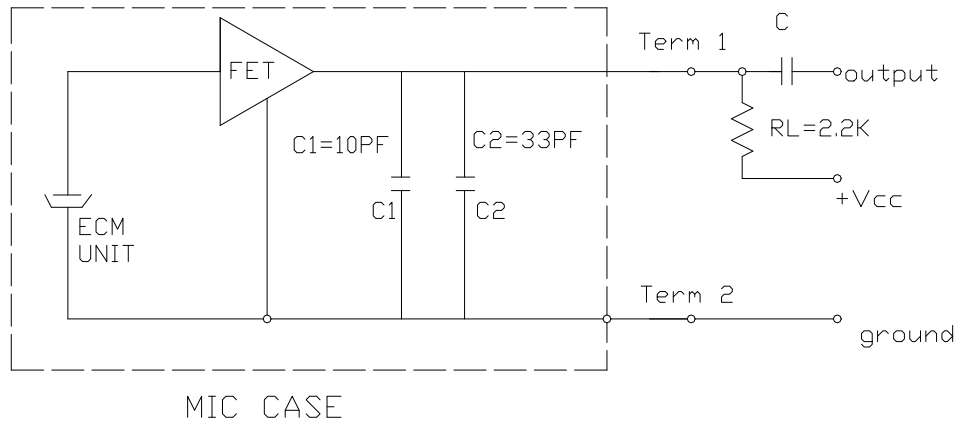


E. MEASUREMENT CIRCUIT

Measurement Circuit

V_s :Source Voltage2.0V R_L :Load Resistance2.2K Ω

$C_1=10\text{pF}$ $C_2=33\text{pF}$



F. 可靠性试验 Reliability Test

经过以下所有试验在 20°C 的条件下放置 3 小时后,麦克风的灵敏度与试验前比较变化在 3dB 以内

After any following tests, the sensitivity of the microphone to be within $\pm 3\text{dB}$ of initial sensitivity after 3hours of conditioning at 20°C

5-1 振动试验 Vibration	周波数 1/Frequency1:10Hz~55Hz 振幅/Amplitude:1.52mm 变化/Change of Frequency:1 octave/min 3 方向,各 2 小时/hours in each of 3 axes
5-2 高温试验 Dry Heat	+80 \pm 5°C for 96 hours
5-3 低温试验 Dry Cold	-40 \pm 5°C for 96 hours
5-4 高温高湿试验 Damp Heat	90%~95%RH, +70 \pm 5°C for 96 hours
5-5 温度循环试验 Temperature cycles	-20°C \longleftrightarrow 25°C \longleftrightarrow 70°C (2h) (1h) (2h) (1h) (2h) \times 10 cycles
5-6 跌落试验 Packing drop test	Height:1m 顺序:三个面各跌 10 次 Procedure:10 times from each of 3 axes
5-7 温度冲击试验 Temperature impact test	-20°C \longleftrightarrow 70°C 30min 30s 30min \times 10 cycles
5-8 静电冲击试验 Electrostatic shock test	6000V(contact), 8000V(air) \times 10 axes
备注 Note	
6-1 工作温度范围	-20°C~70°C

Operation Temperature	
6-2 儲存温度范围 Storage Temperature	-40°C ~ 80°C
G. 焊接条件	
Soldering Condition	
7-1 焊接使用 90W 的烙铁。 The soldering copper of a type of 90W shall be applied	
焊接条件 Soldering Condition.	
7-2 电烙铁表面温度 $320 \pm 10^\circ\text{C}$ The temperature of the working surface of the soldering copper shall be $320 \pm 10^\circ\text{C}$	
7-3 焊接时把麦克风嵌入散热能力强的金属块内。 ECM shall be soldered fixed on the metal block(heat sink)which has the higher radiation effects said heat sink Shall contact with of ECM.	
7-4 焊接时间控制在 2~3 秒内。 time for each terminal shall be 2~3 sec.	
7-5 焊接后不能出现针孔。 The pinhole after soldering shall be avoided.	
7-6 静电容易破坏麦克风必须采取措施避免（电烙铁接地，戴静电环等。） ECM may easily destroyed by the static electricity and the countermeasure for eliminating the static electricity (the ground for soldering copper, for worktable and for human body) shall be executed.	
7-7 散热板形状 Shape of heat sink	
